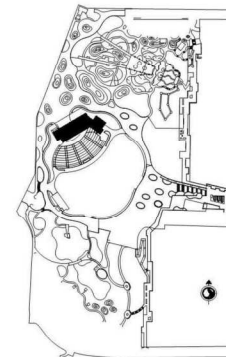
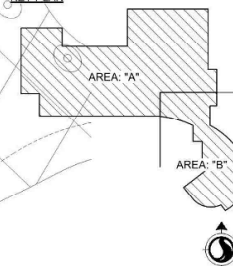


KEY MAP



KEY PLAN



1 BANDSHELL SEATING PLAN
A2-102 1/16" = 1'-0"

The Contractor shall verify and be responsible for all dimensions. DO NOT scale the drawing - any errors or omissions shall be reported to Stantec without delay.
The Copyrights to all designs and drawings are the property of Stantec. Reproduction or use for any purpose other than that authorized by Stantec is forbidden.

REVISION	BY	DATE

CITY OF CLEARWATER, FLORIDA
ENGINEERING DEPARTMENT
100 S. MYRTLE AVE.
CLEARWATER, FL 33756

CALL 811
SURVEY STATE
ONE CALL
www.onecall.com
(800) 432-4770
USE ANYWHERE
BEFORE YOU DIG

Stantec
Stantec Consulting Services Inc.
222 N. MIAMI AVENUE, SUITE 100
MIAMI, FLORIDA 33136
TEL: 305.261.2000
FAX: 305.261.2009
Certificate of Accreditation 123013
FL REG. # LC-0000170

Consultant:
Stantec Associates, Inc.
Architectural Acoustics
Interior Design
Traffic Planning/Lighting Designers
Survey & Survey
Marine Engineering
Agile Project Resources
Cost Estimation

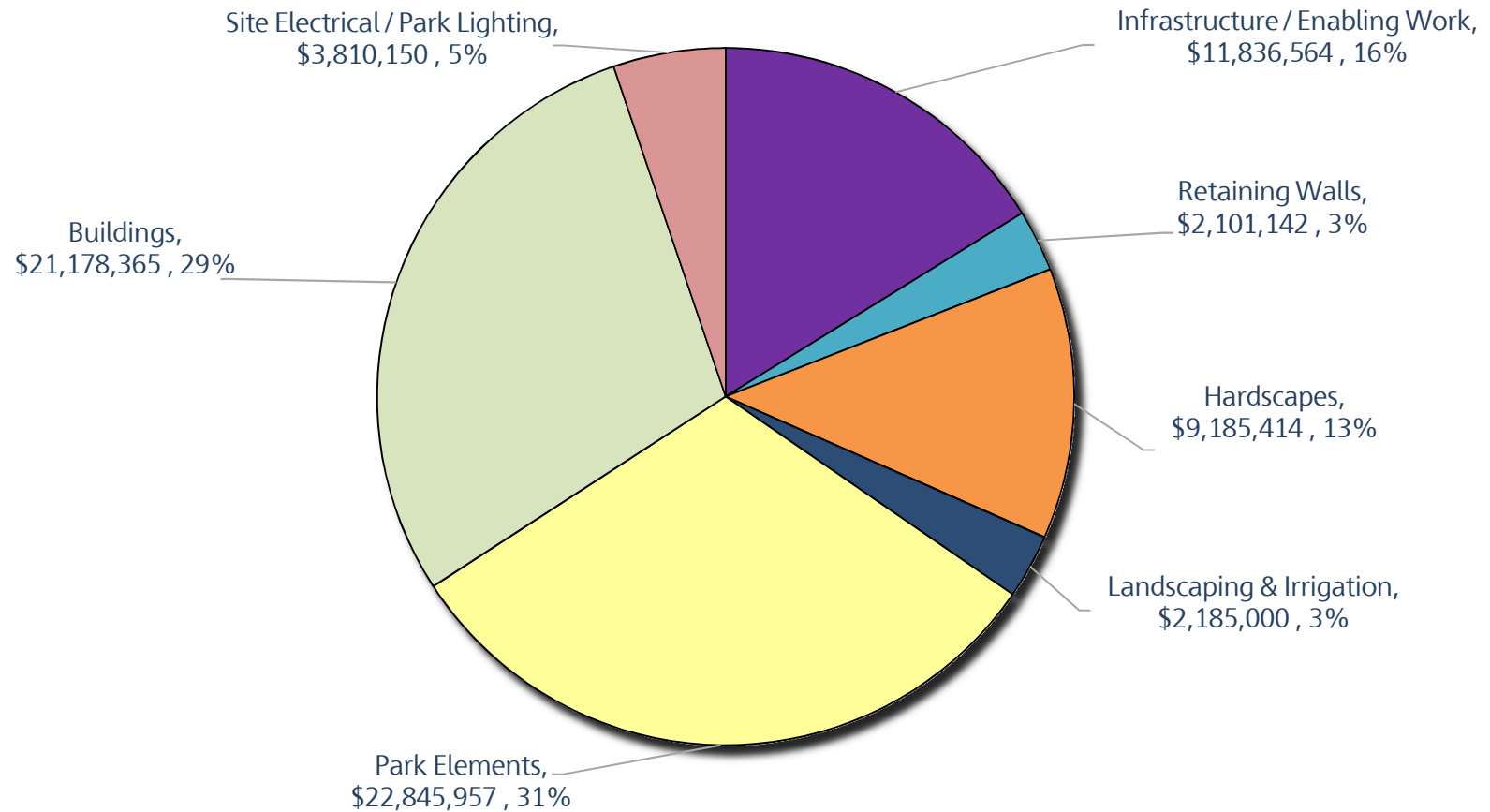
Client/Project:
CITY OF CLEARWATER
CLEARWATER, FLORIDA
IMAGINE CLEARWATER DESIGN
CITY PROJECT NO.: 17-0031-EN
CITY PLAN SET NO.: 2017026

Title:
BANDSHELL SEATING PLAN

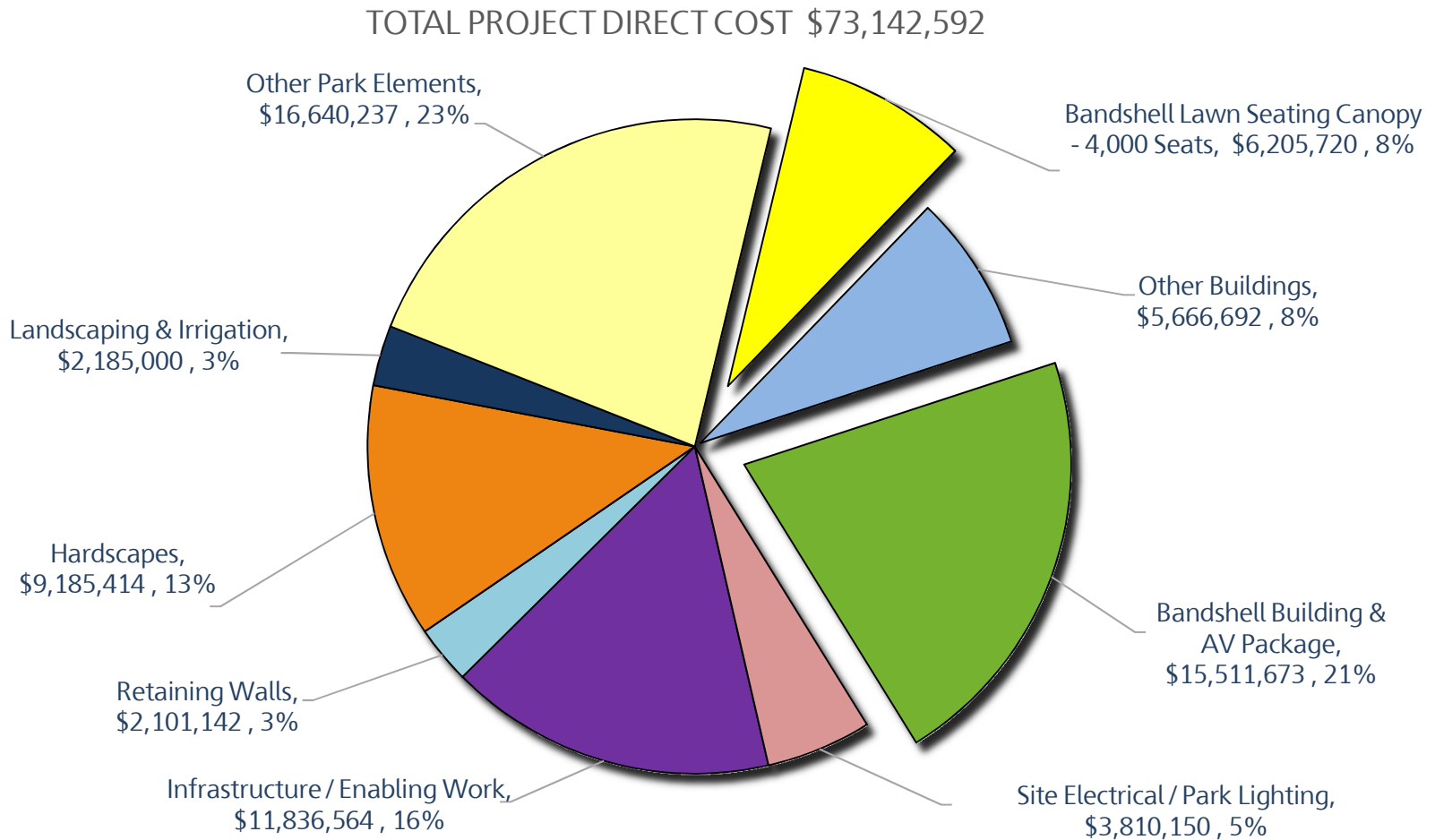
Project No.: 215614389
Scale: 1/16" = 1'-0"
Sheet: A2-102
Revision:

Schematic Design Estimate Direct Cost

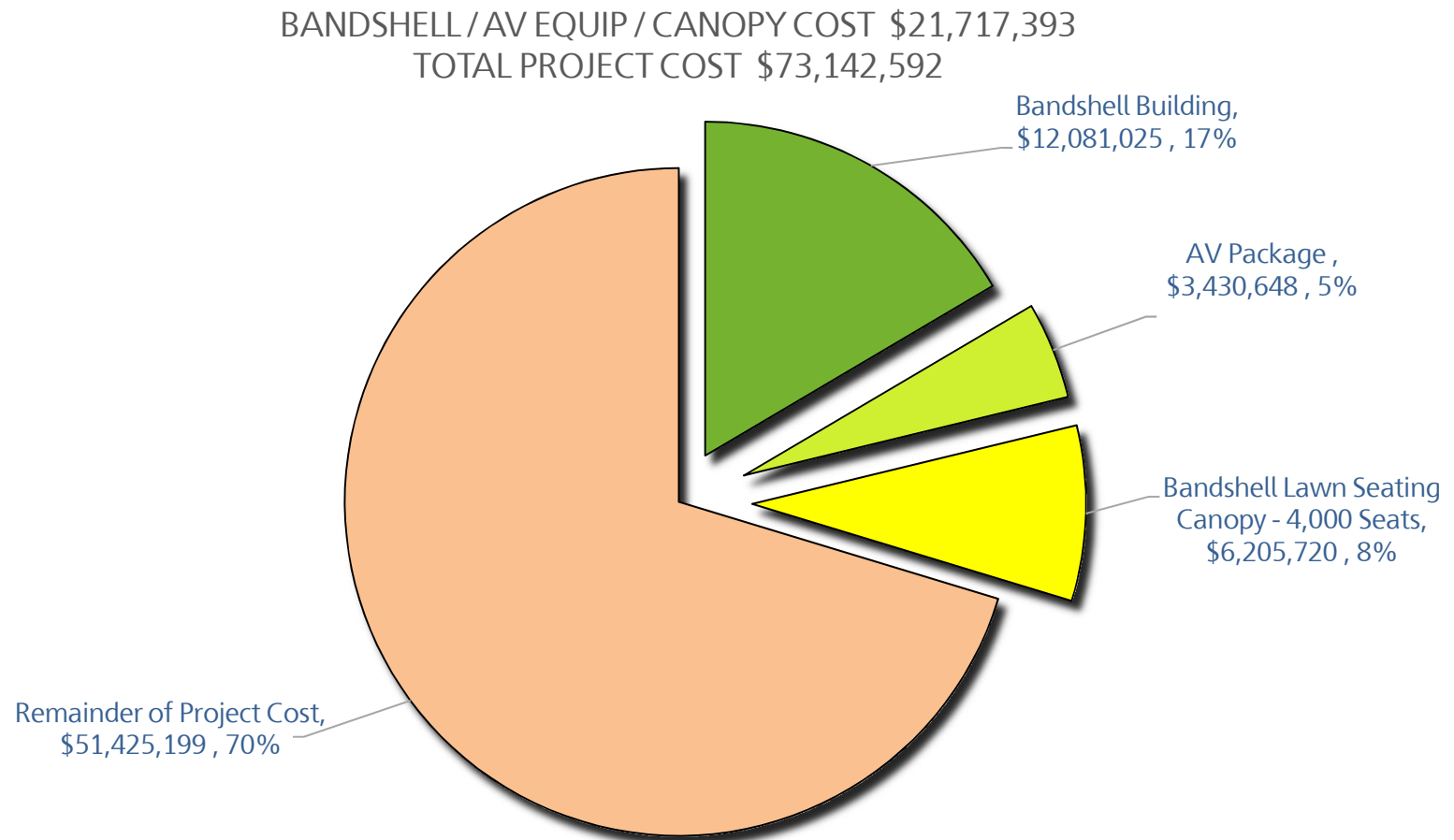
TOTAL PROJECT DIRECT COST \$73,142,592



Total Project Cost w/ Bandshell & Seating Canopy Breakout



Bandshell & Seating Canopy Cost Comparison



Project Breakdown by Phase

TOTAL PROJECT DIRECT COST \$73,142,592

