



# TBARTA: 2016 In Review & The Year Ahead

Clearwater City Council  
February 16, 2017



# The Real Story

One Region  
One Plan  
One Voice


- **Who:** Tampa Bay Area Regional Transportation Authority
- **What:** Develop and implement a Regional Transportation Master Plan for the seven-county West Central Florida region
- **When:** Created by the Florida State Legislature in 2007
- **Where:** Citrus, Hernando, Hillsborough, Manatee, Pasco, Pinellas and Sarasota Counties
- **Why:** To improve mobility and expand multimodal transportation options for passengers and freight throughout the seven-county region

*“Connecting Our Region, Building Our Future”*

# Letting the Numbers Speak

One Region  
One Plan  
One Voice

2 FDOT Districts (1 & 7)  
2 Toll Authorities  
2 RPCs  
5 MPOs  
3 Seaports  
3 Commercial Airports  
7 Counties  
7 Transit Providers  
46 Cities



\*Source: 2010 U.S. Census

# TBARTA Board Members and Advisors

One Region  
One Plan  
One Voice

## Governor's Appointees

Mr. Ronnie Duncan, Chairman

Mr. Cliff Manuel, Jr., Vice Chairman

Mr. Jim Kimbrough

Mr. Jim Holton

## City of Bradenton

Councilmember Bemis Smith

## City of St. Petersburg

Councilmember Darden Rice

## City of Tampa

Councilmember Mike Suarez

## TBARTA MPOs CCC

Councilmember Doreen Caudell

## FDOT Non-Voting Advisors

Secretary Paul Steinman, District 7

Secretary L.K. Nandam, District 1

## Citrus County

Commissioner Ronald Kitchen, Jr.

## Hernando County

Commissioner Wayne Dukes

## Hillsborough County

Commissioner Patricia Kemp

## Manatee County

Commissioner Betsy Benac

## Pasco County

Commissioner Mike Moore

## Pinellas County

Commissioner Karen Seel

## Sarasota County

Commissioner Paul Caragiulo

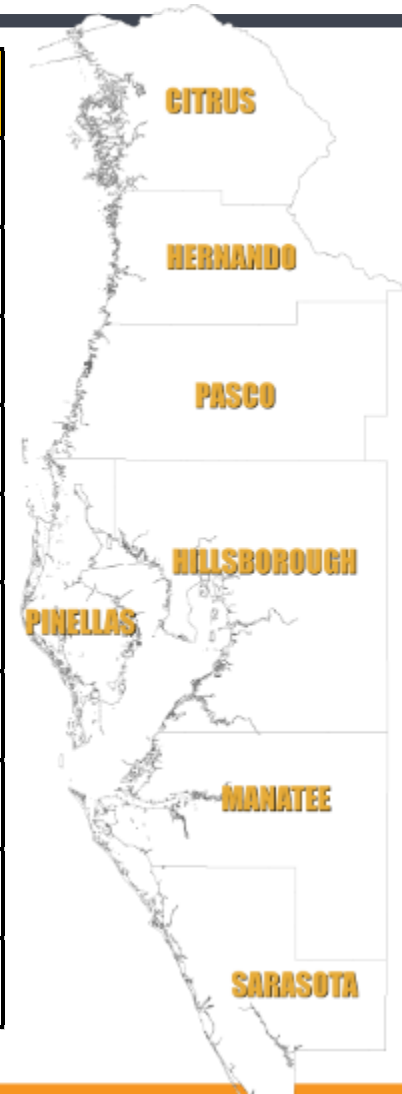
# We are Planning for the Future

One Region  
One Plan  
One Voice

## Medium Growth Projections: TBARTA Counties

| County       | 2015        | 2040        | Growth      |
|--------------|-------------|-------------|-------------|
| Hillsborough | 1.3M        | 1.9M        | 556K        |
| Pinellas     | 941k        | 978k        | 37k         |
| Pasco        | 489k        | 734k        | 245k        |
| Hernando     | 177k        | 258k        | 80k         |
| Citrus       | 142k        | 178k        | 36k         |
| Sarasota     | 390k        | 485k        | 95k         |
| Manatee      | 346k        | 485k        | 139k        |
| Polk*        | 634k        | 901k        | 266k        |
| <b>TOTAL</b> | <b>4.4M</b> | <b>5.9M</b> | <b>1.4M</b> |

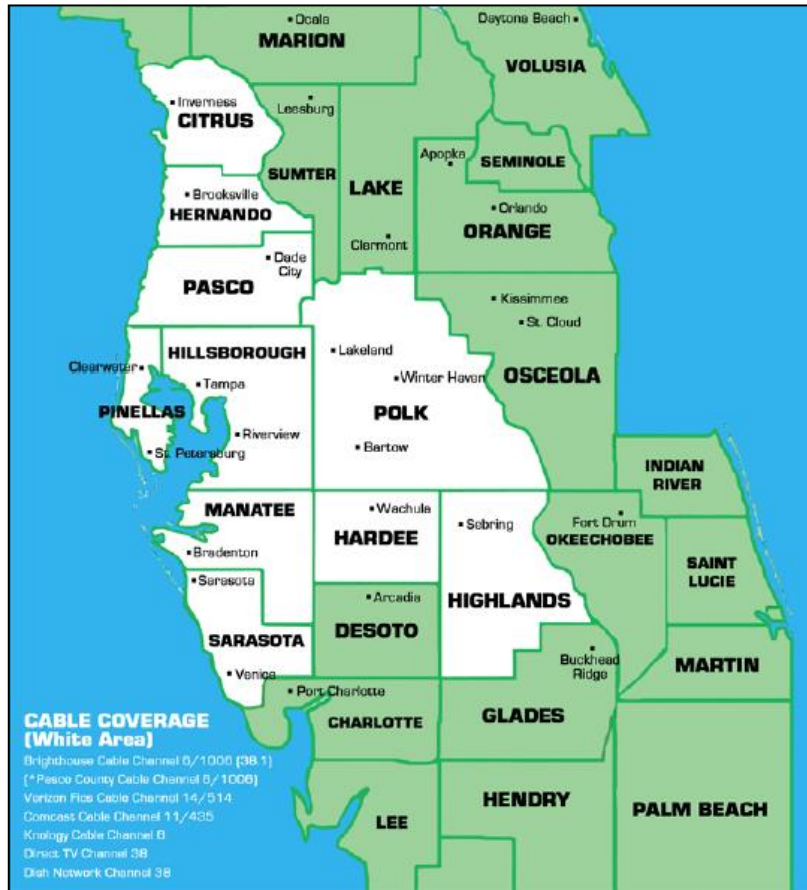
Source: Tampa Bay Regional Planning Model, 2016



# Media Market – We're Currently #11

One Region  
One Plan  
One Voice

## TAMPA-ST. PETERSBURG (SARASOTA) 11<sup>th</sup> Largest Television Market in the U.S.



## 2016-2017 US Television Estimates

| Rank | Designated Market Area         | TV Homes         | % of US      |
|------|--------------------------------|------------------|--------------|
| 1    | New York                       | 7,348,620        | 6.407        |
| 2    | Los Angeles                    | 5,476,830        | 4.775        |
| 3    | Chicago                        | 3,463,060        | 3.019        |
| 4    | Philadelphia                   | 2,942,800        | 2.566        |
| 5    | Dallas-Ft. Worth               | 2,713,380        | 2.366        |
| 6    | San Francisco-Oak-San Jose     | 2,488,090        | 2.169        |
| 7    | Washington, DC                 | 2,476,680        | 2.159        |
| 8    | Houston                        | 2,450,800        | 2.137        |
| 9    | Boston                         | 2,424,240        | 2.114        |
| 10   | Atlanta                        | 2,412,730        | 2.104        |
| 11   | <b>Tampa-St. Pete-Sarasota</b> | <b>1,908,590</b> | <b>1.664</b> |
| 12   | Phoenix                        | 1,890,100        | 1.648        |
| 13   | Detroit                        | 1,853,030        | 1.616        |
| 14   | Seattle-Tacoma                 | 1,808,530        | 1.577        |
| 15   | Minneapolis-St. Paul           | 1,742,530        | 1.519        |
| 16   | Miami-Ft. Lauderdale           | 1,696,330        | 1.479        |
| 17   | Denver                         | 1,630,380        | 1.422        |
| 18   | Orlando-Daytona-Melbourne      | 1,519,570        | 1.325        |
| 19   | Cleveland-Akron                | 1,498,960        | 1.307        |
| 20   | Sacramento-Stockton-Modesto    | 1,379,770        | 1.203        |

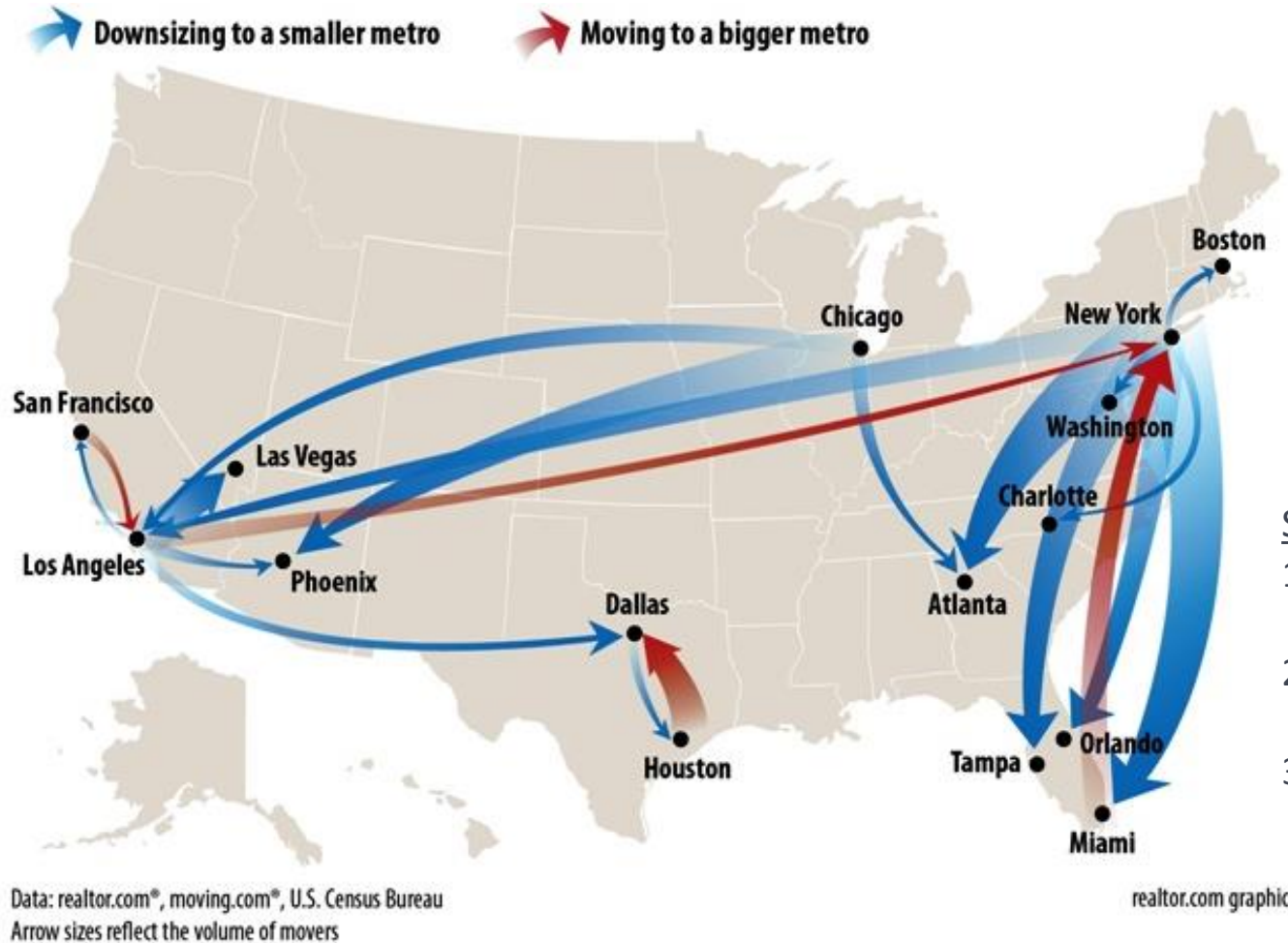
Source: Tampa Bay Regional Planning Model, 2016

Source: Neilson Local Television Market Universe Estimates, 2016-17



# Growth Pressures

One Region  
One Plan  
One Voice



**Bigger the  
Arrow, Larger  
the Volume from  
Bigger Metro**

**Long Distance (>100 Miles)  
Migration Paths Data**

## Sources

1. Census Bureau migration data 2009-2013
2. Cross-metro moving requests on *moving.com*
3. Cross-metro search traffic on *realtor.com*

# Continued Growth

One Region  
One Plan  
One Voice



## Home Search Data (2016)



**Tampa Bay:**  
**Residents**  
**Want to**  
**Stay,**  
**Outsiders**  
**Want In**



# Traveling Across County Lines for Work (2010)

One Region  
One Plan  
One Voice

|            |   |
|------------|---|
| <b>16%</b> | or <b>6,587</b> <b>Citrus</b> County commuters        |
| <b>42%</b> | or <b>22,169</b> <b>Hernando</b> County commuters     |
| <b>16%</b> | or <b>81,676</b> <b>Hillsborough</b> County commuters |
| <b>36%</b> | or <b>38,550</b> <b>Manatee</b> County commuters      |
| <b>51%</b> | or <b>81,644</b> <b>Pasco</b> County commuters        |
| <b>20%</b> | or <b>72,774</b> <b>Pinellas</b> County commuters     |
| <b>14%</b> | or <b>32,044</b> <b>Polk</b> County commuters         |
| <b>21%</b> | or <b>26,017</b> <b>Sarasota</b> County commuters     |



Source: 2010 LEHD Origin-Destinations Employment Statistics (LODES)

# Traveling Across County Lines for Work (2014)

One Region  
One Plan  
One Voice

|            |  |
|------------|--|
| <b>18%</b> | or 7,294 <b>Citrus</b> County commuters        |
| <b>45%</b> | or 21,189 <b>Hernando</b> County commuters     |
| <b>18%</b> | or 98,823 <b>Hillsborough</b> County commuters |
| <b>39%</b> | or 50,595 <b>Manatee</b> County commuters      |
| <b>54%</b> | or 95,503 <b>Pasco</b> County commuters        |
| <b>21%</b> | or 83,195 <b>Pinellas</b> County commuters     |
| <b>15%</b> | or 37,583 <b>Polk</b> County commuters         |
| <b>21%</b> | or 29,696 <b>Sarasota</b> County commuters     |



Source: 2010 LEHD Origin-Destinations Employment Statistics (LODES)

# Airport Travel Impacts: TIA



One Region  
One Plan  
One Voice

| Airport Travel in Our Region (2016) |                   |                  |                  |
|-------------------------------------|-------------------|------------------|------------------|
| Passengers Reside in:               | Annual Passengers | Daily Passengers | Percent of Total |
| Hillsborough                        | 3,060,145         | 8,384            | <b>16.2%</b>     |
| Pinellas                            | 1,945,146         | 5,329            | <b>10.3%</b>     |
| Pasco                               | 699,927           | 1,918            | <b>3.7%</b>      |
| Manatee                             | 520,876           | 1,427            | <b>2.8%</b>      |
| Sarasota                            | 480,182           | 1,316            | <b>2.5%</b>      |
| Polk                                | 292,993           | 803              | <b>1.5%</b>      |
| Hernando                            | 211,606           | 580              | <b>1.1%</b>      |
| Citrus                              | 113,942           | 312              | <b>0.6%</b>      |
| Other                               | 805,730           | 2,207            | <b>4.3%</b>      |
| <i>Sub-total</i>                    | <b>8,130,547</b>  | <b>22,275</b>    | <b>43%</b>       |
| *Non-Resident Passengers:           | 10,788,489        | 29,558           | <b>57%</b>       |
| <b>Total</b>                        | <b>18,919,036</b> | <b>51,833</b>    | <b>100%</b>      |

St. Pete-Clearwater PIE: 1.6 million passengers (origin data not available)

Sarasota/Manatee Airport SRQ: 1.2 million passengers (origin data not available)

# Master Plan: Setting the Path

One Region  
One Plan  
One Voice

Priorities/Coordination

---

Future Priorities

MPO CCC & TMA Priorities, 10-year SIS Plan

---

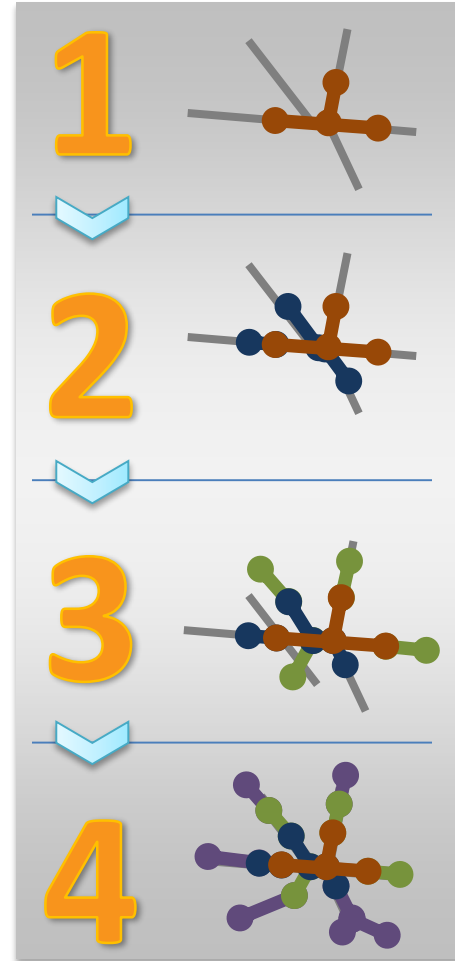
2040 Regional Projects (Investments)

MPO LRTP Cost Feasible Projects

---

Longer Range Needs (Investments)

MPO LRTP Needs & Stakeholder Comments



# Evaluation Criteria

One Region  
One Plan  
One Voice

Projects should meet a minimum four out of six evaluation criteria.

| Project Type      | Question                             | Evaluation Criteria  |
|-------------------|--------------------------------------|--|
| Priorities        | Is the Project Regional?             | Crosses county lines or serves a Tier 1 Activity Center  |
|                   |                                      | Improves or Serves a Regional Corridor   |
|                   |                                      | Inter-Regional Corridor  |
|                   | Can the project be implemented soon? | Federal Support, Feasibility Study, PD&E, and/or Design Complete or Underway                           |
|                   | Is the project supported?            | Agency Action/Resolution   |
|                   |                                      | State Commitment, FDOT Work Program (First 5 Years)  |
| Future Priorities | Is the Project Regional?             | Crosses County Lines or Serves an Activity Center  |
|                   |                                      | Improves or Serves a Regional Corridor   |
|                   |                                      | Inter-Regional Corridor  |
|                   | Can the project be implemented soon? | FDOT 10-Year SIS (2nd 5 Years), SIS 2040 Cost Feasible (CF), MPO CF Plan or Committed, Federal Support |
|                   | Is the project supported?            | Agency Action/Resolution   |
|                   |                                      | State, CCC, or TMA Priority  |

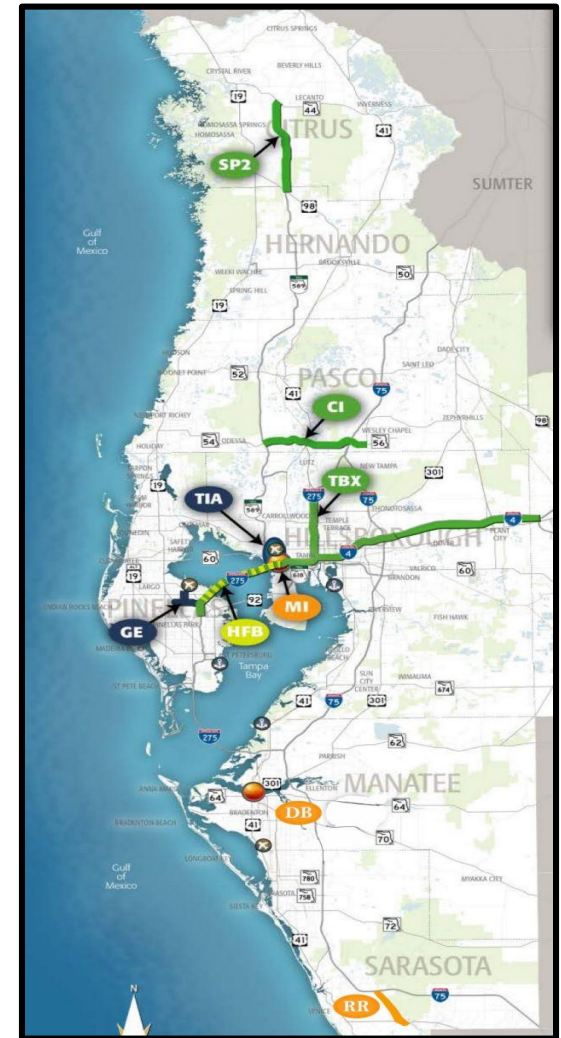


# Regional Priority Projects

One Region  
One Plan  
One Voice

**Approved on December 9, 2016\***

- (MI) I-275/SR 60/Memorial Interchange
- (CI) SR 54/56 Corridor Improvements
- (GE) Gateway Express
- (HFB) Howard Frankland Bridge
- (SP2) Suncoast Parkway 2
- (TBX) Tampa Bay Express *Starter Projects*
- (TIA) Westshore Multimodal Center and Connections to Downtown Tampa & Airport
- (DB) DeSoto Bridge Replacement\*
- (RR) River Road Regional Interstate Connector\*

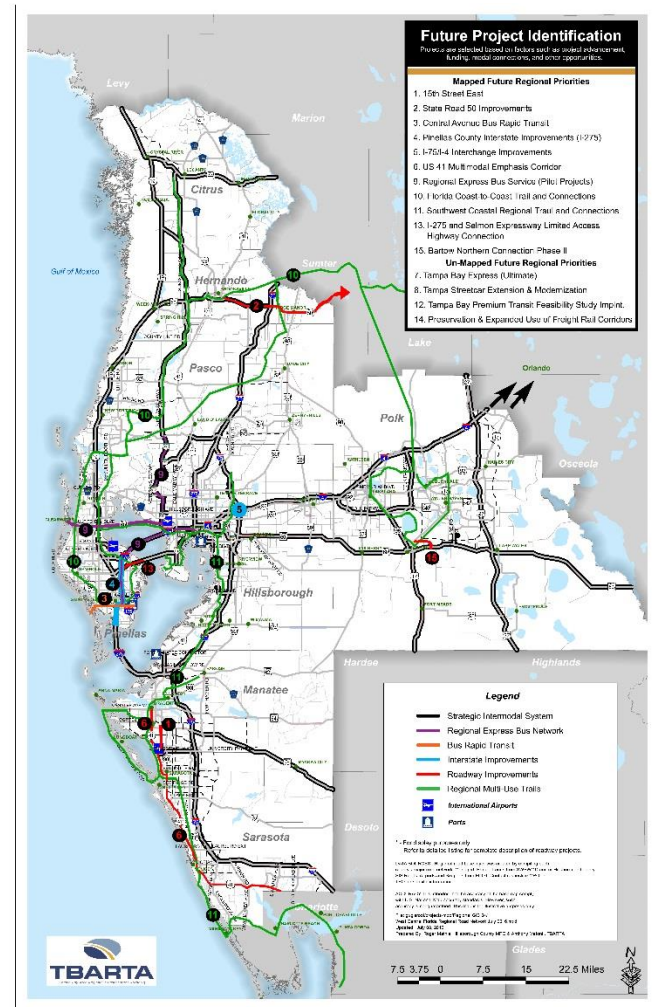




# Future Priority Projects

One Region  
One Plan  
One Voice

1. 15<sup>th</sup> Street East
2. SR 50 Improvements
3. Central Avenue Bus Rapid Transit
4. Pinellas County Interstate Improvements (I-275)
5. I-75/I-4 Interchange Improvements
6. US 41 Multimodal Emphasis Corridor
7. Tampa Bay Express *Ultimate*
8. Tampa Streetcar Extension & Modernization
9. Regional Express Bus Service (Pilot Projects)
10. Florida Coast-to-Coast Trail & Connections
11. Southwest Coastal Regional Trail & Connections\*
12. Tampa Bay Premium Transit Feasibility Study\*  
Implementation\*
13. I-275 & Selmon Expressway Limited Access Highway Connections\*
14. Preservation & Expanded Use of Freight Rail Corridors\*
15. Bartow Northern Connection Phase II\*



# Regional Multi-Use Trails: Leading the Effort

One Region  
One Plan  
One Voice

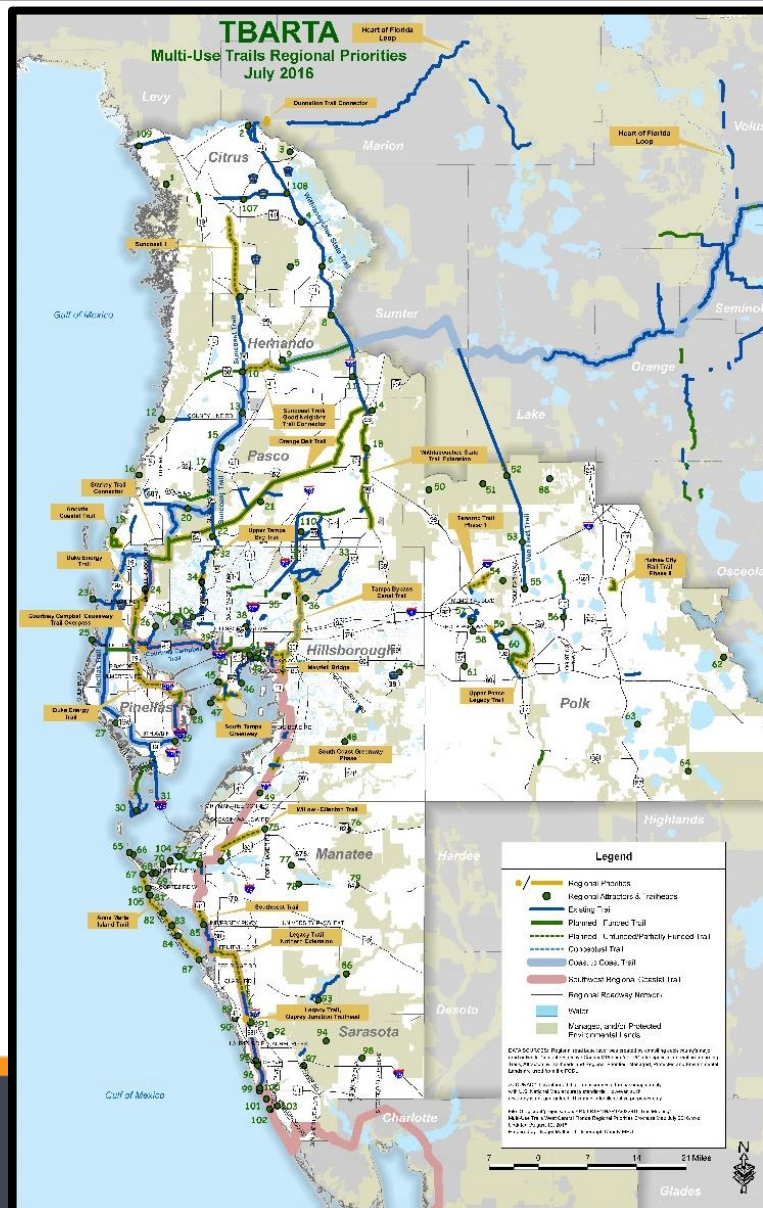
## TBARTA Leading Regional Effort for a Locally Connected Statewide Network

### SUN Trail Funding FY 2016-17

- +25% for Tampa Bay Region (\$11.1M)
- +22% for Southwest Coastal Regional Trail
  - *Pinellas to Naples*

### SUN Trail Funded TBARTA Regional MUT Priorities:

- Dunnellon-Withlacoochee Connector (Citrus)
- Good Neighbor Gap (Hernando)
- **Pinellas Trail Enterprise-John Chestnut (Pinellas)**
- **Courtney Campbell Overpass SR 60 (Pinellas)**
- Van Fleet Bridge (Polk)
- Charlotte (2) & Lee (1) on Southwest Coastal Trail



# Mergers

One Region  
One Plan  
One Voice

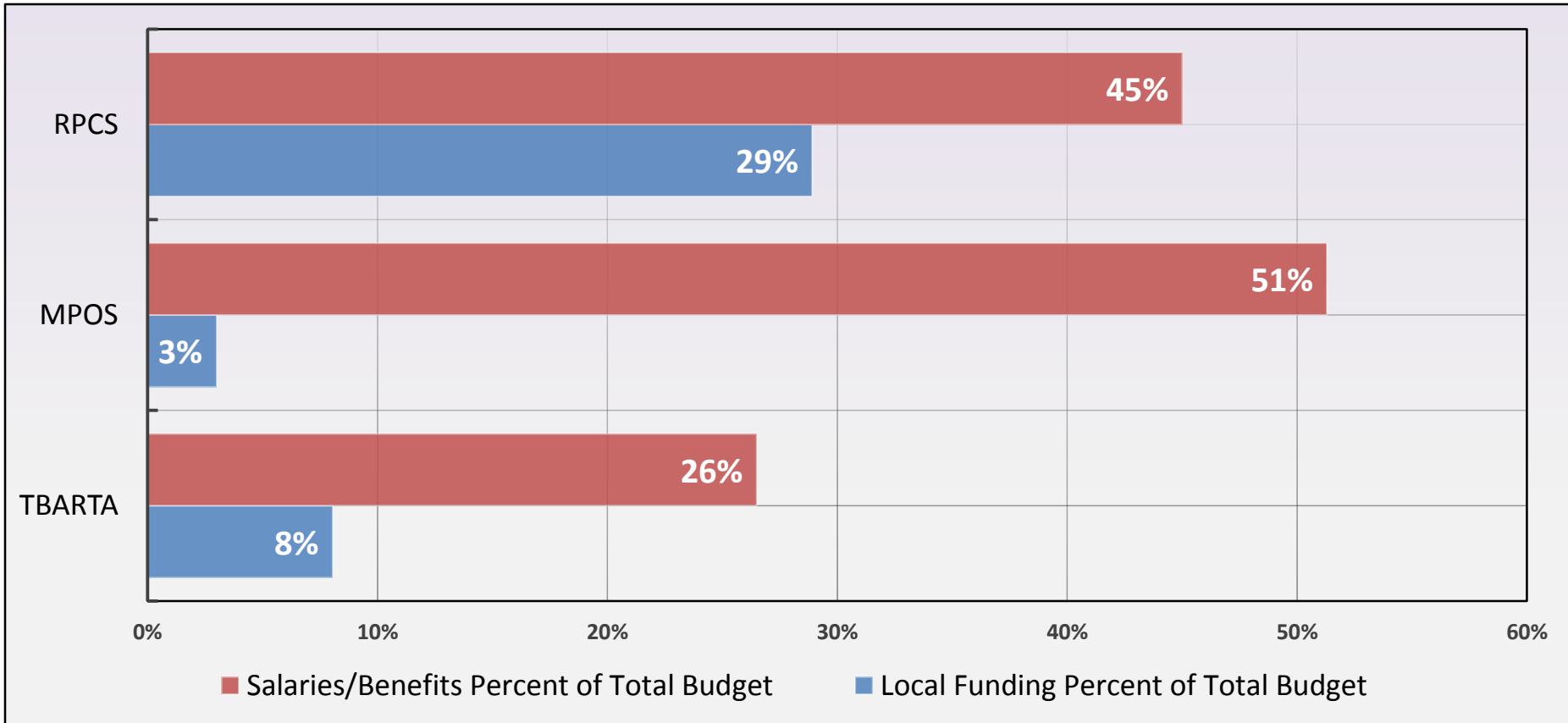
Bay Area Commuter  
Services (BACS), 2010

West Central Florida MPOs  
Chairs Coordinating  
Committee (CCC), 2015-  
2016



# We Are Cost Efficient

One Region  
One Plan  
One Voice



Sources:

RPCs - FY16-17 Approved Budgets (Average)

MPOs - Unified Planning Work Program Budget Documentation - FY16-17 (Average)

TBARTA - FY16-17 Approved Budget



- Carpool
- Vanpool
- Emergency Ride Home (ERH)
- Bike Buddy
- Telework Tampa Bay
- Regional School Commute Program



# Sharing the Work Trip

One Region  
One Plan  
One Voice

## Vanpool Program

- 101 Vans (89 vans in Dec. '15)
- 7.7 million miles saved last year
- 308,431 gallons of fuel saved, worth \$845,000

## Carpool Ridematching

- 1.9 million miles saved last year
- 78,380 gallons of fuel saved
- 92,678 parking spaces saved

## School Commute Program

- 65 Schools Participating

## Emergency Ride Home





# National Transit Database Reporting

One Region  
One Plan  
One Voice

- Report ridership statistics monthly & in an annual report
- Access to Federal Formula Funds (5307)
- Brings \$2 million of new money to the region
- Approximately \$800,000 for TBARTA
- Remainder split between Pasco, Pinellas and Hillsborough transit operators

**NTD**  
National Transit Database



# Modernizing Transit Technology

One Region  
One Plan  
One Voice

## Regional Fare Payment System

- Mobile Payment and One Regional Card/App
- Led by HART, includes 8 transit operators
- TBARTA committed \$267,000
- ✓ Mobile payment platform launching August/September
- ✓ TBARTA assisting with MPO and transit agency coordination

## OneBusAway App expansion

- Currently in Hillsborough, soon Pinellas
- Working with CUTR to survey needs for expanding regionally

## One Call One Click / myRIDE

- Call: 1-844-9-MYRIDE
- Click: [www.tbarta.com/myride](http://www.tbarta.com/myride)
- Database includes transportation resources across all 7 counties

# Next Steps

One Region  
One Plan  
One Voice

- Continue to partner and build stronger relationships with transportation agencies/authorities to improve service & maximize efficiencies
- Continue to engage the private sector in the delivery of transportation services
- Expanding Vanpool program across the region
- Work with FDOT to plan for future Express Bus connections between regional activity centers
- Expand Regional School Commute Program to all counties, helping parents get their children to school
- Implement single regional Fare Card across all counties
- SunTrails coordination: \$25M Annually for multi-use trails
- Support/lead MPO Regional Coordination Structure Research effort

# Questions and Comments

One Region  
One Plan  
One Voice



[www.pedbikeimages.org/Laura Sandt](http://www.pedbikeimages.org/Laura_Sandt)