









#	MLS #	Address	 Subdivision	 Acres	 LP/Acre	 List Price	 Sale Price	 Sale Date	 SP/LP	 CDOM
---	-------	---------	-----------------------------------------------------------------------------------------------	-------------------------------------------------------------------------------------------	---------------------------------------------------------------------------------------------	------------------------------------------------------------------------------------------------	------------------------------------------------------------------------------------------------	-----------------------------------------------------------------------------------------------	-------------------------------------------------------------------------------------------	------------------------------------------------------------------------------------------

Listings: Active

1	U8197710	KEYSTONE	FARMCREST ACRES UNIT 2	2.00	\$0	\$595,000				163
2	U8167543	4445 LANSBROOK	SUNSET AT LANSBROOK SECOND REP	4.70	\$0	\$649,000				458

Min	2.00	\$0	\$595,000	163
Max	4.70	\$0	\$649,000	458
Avg	3.35	\$0	\$622,000	311
Med	3.35	\$0	\$622,000	311

2	Total Listings	Average for all:	3.35	\$0	\$622,000	311
		Median for all:	3.35	\$0	\$622,000	311

	Min	Max	Avg	Med
Quick Statistics	List Price \$595,000	\$649,000	\$622,000	\$622,000
	Sale Price \$0	\$0	\$0	\$0
	Sale / List 0.0%	0.0%	0.0%	0.0%

Presented by: Kas Kasper

This is an opinion of value or Comparative Market Analysis and should not be considered an appraisal . In making any decision that relies upon my work, you should know that I have not followed the guidelines for development of an appraisal or analysis contained in the Uniform Standards of Professional Appraisal Practice of the Appraisal Foundation .

Copyright © 2023 CoreLogic. All rights reserved.