

DRAWN BY: DNV	<b>PG-1</b>			
	EQUIPMENT PLAN			
<b>TOTAL AREA: 5,155 SF</b>				
<b>FALL HEIGHT: 12'</b>				
<b>BORDER: 291 LF CURB</b>				
<b>USER CAPACITY: 65</b>				
<b>SURFACING: 5,155 SF PIP</b>				
<b>SUBGRADE ELEVATION: -9" BFF</b>				
ADA SCHEDULE	TOTAL PLAY ACTIVITIES 2-5: 0			
	TOTAL PLAY ACTIVITIES 5-12: 21			
FBC 240.2.1.2	ACCESSIBLE ELEVATED ACTIVITIES	ACCESSIBLE GROUND-LEVEL ACTIVITIES	ACCESSIBLE GROUND-LEVEL PLAY TYPES	
2-5	REQ	N/A	N/A	N/A
	PROV	N/A	N/A	N/A
5-12	REQ	2	2	2
	PROV	3	18	13

**WELCOME SIGN**  
TO BE LOCATED IN CONSULTATION WITH OWNER

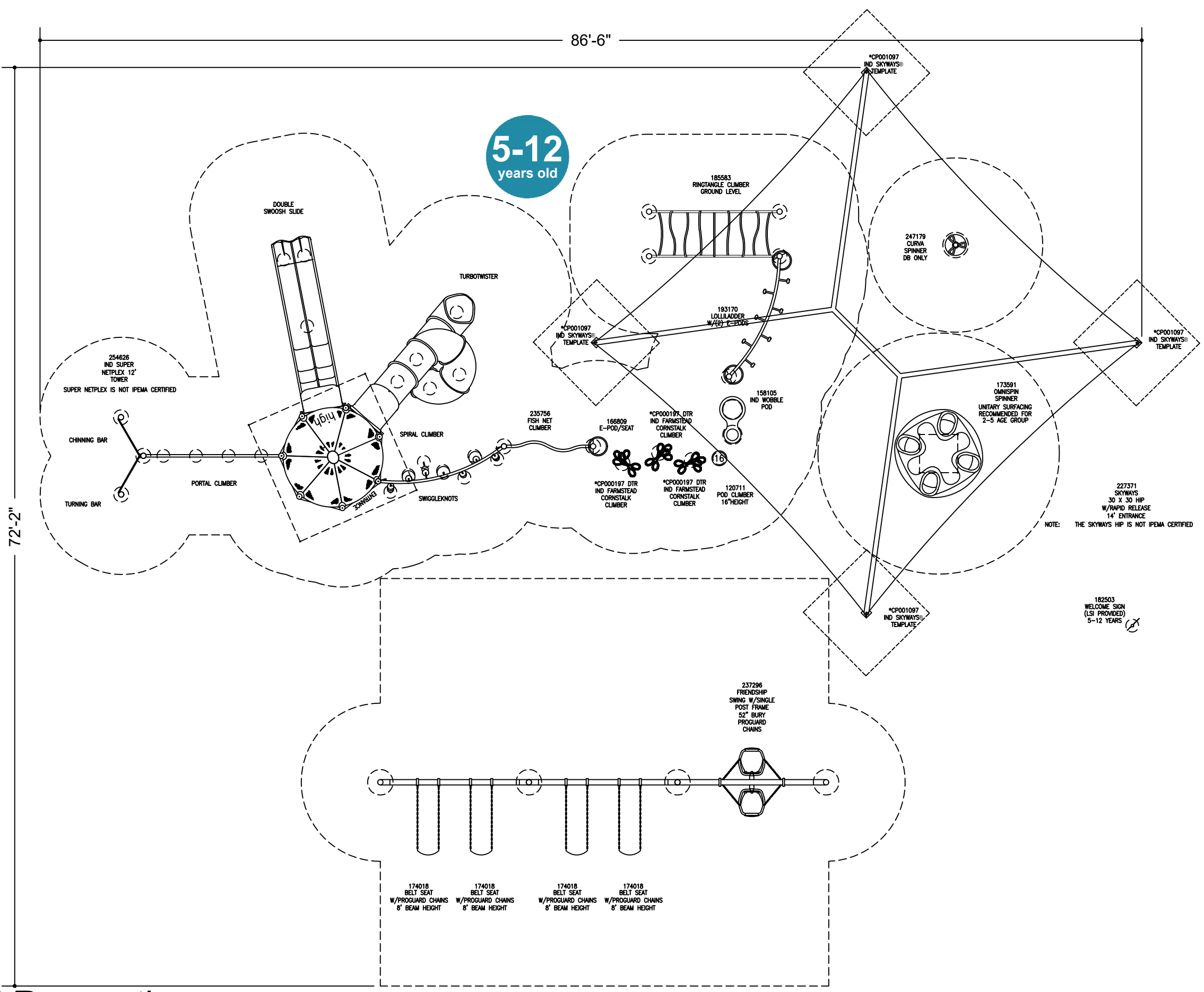
**Δ WARNING**  
INSTALLATION OVER A HARD SURFACE SUCH AS CONCRETE, ASPHALT, OR PACKED EARTH MAY RESULT IN SERIOUS INJURY OR DEATH FROM FALLS.

**Δ WARNING**  
SURFACING AND PLAYSURFACES MAY BECOME **HOT** AND CAUSE BURNS. CHECK FOR HOT SURFACES PRIOR TO PLAYING ON THE PLAYGROUND.

**GENERAL NOTES:**  
1. EQUIPMENT LOCATION TO BE FIELD VERIFIED PRIOR TO CONSTRUCTION  
2. ACCESSIBLE ROUTE OF TRAVEL TO THE PLAYGROUND TO BE PROVIDED BY OTHERS, UNLESS OTHERWISE NOTED  
3. BASE MUST EXHIBIT POSITIVE DRAINAGE IN ALL AREAS

**COASTAL NOTE**  
DUE TO THE PROJECT PROXIMITY TO THE WATER, LANDSCAPE STRUCTURES' COASTAL WARRANTY WILL BE APPLIED. CHECK WARRANTY DOCUMENT FOR MORE DETAILS.

**SUBGRADE ELEVATION NOTE**  
SUBGRADE ELEVATION BASED ON EXISTING SLAB THICKNESS, VERIFY ON SITE.



# Ross Norton Playground Renovation

Clearwater, FL  
PROJECT: 19356-1-6 2023.1  
NOT FOR CONSTRUCTION





DRAWN BY: DNV

# PG-3

## EXCAVATION PLAN

TOTAL AREA: 5,155 SF

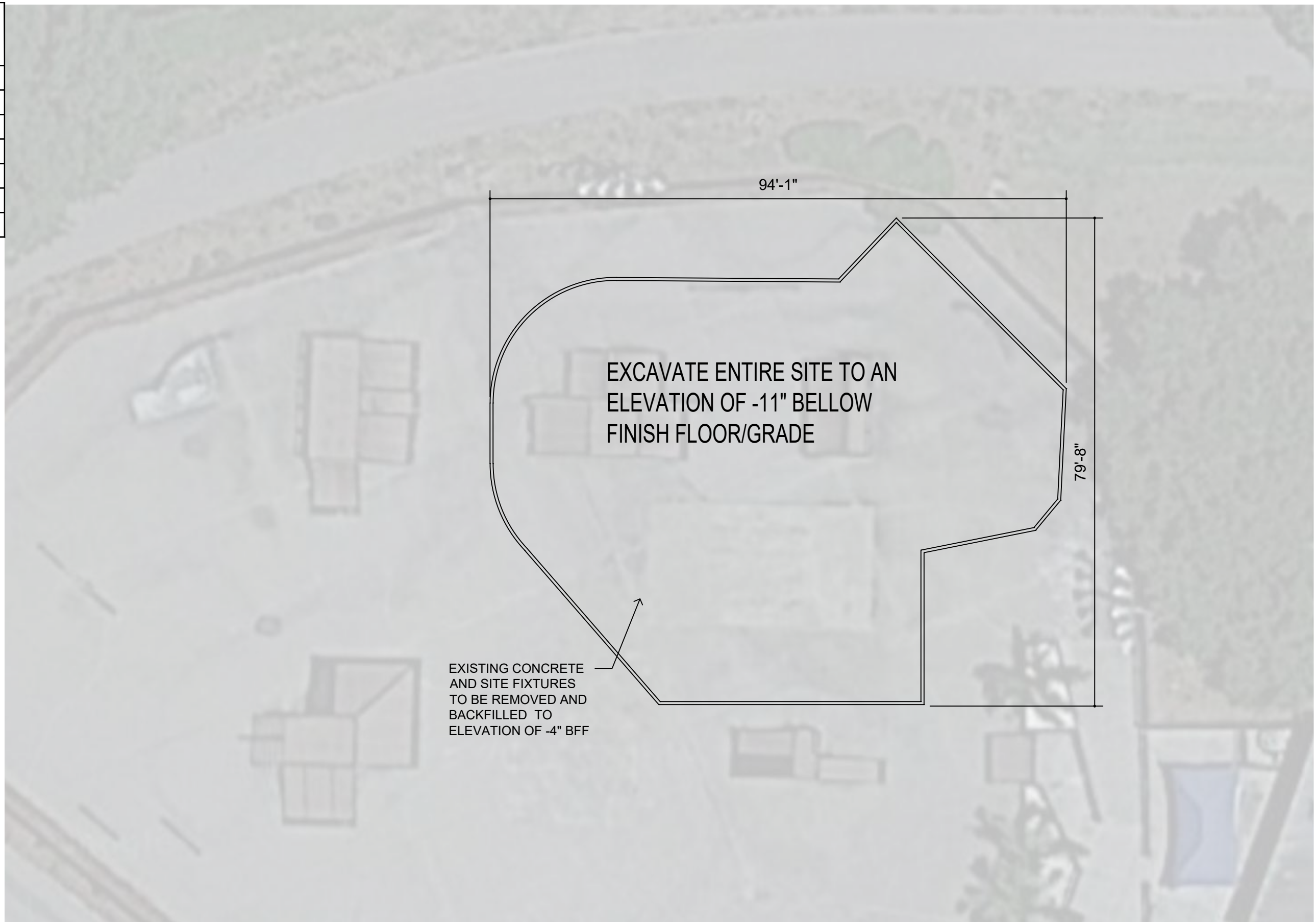
FALL HEIGHT: 12'

BORDER: 291 LF CURB

USER CAPACITY: 65

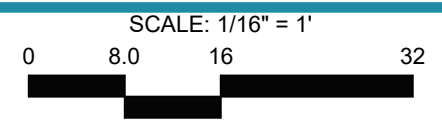
SURFACING: 5,155 SF PIP

SUBGRADE ELEVATION: -9" BFF



# Ross Norton Playground Renovation

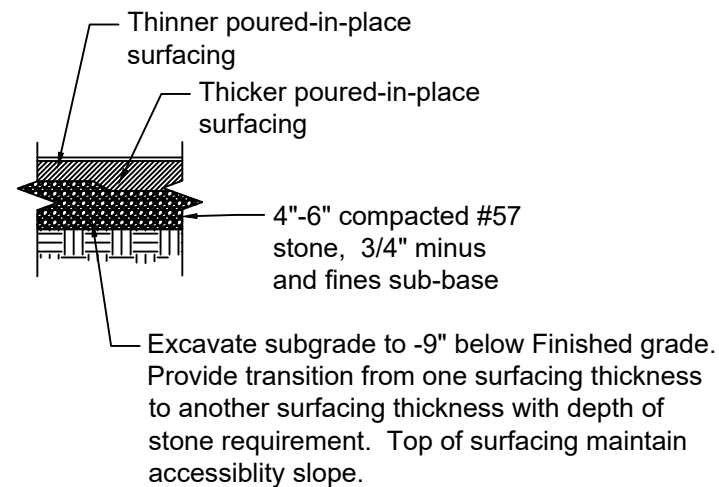
Clearwater, FL  
PROJECT: 19356-1-6 2023.1  
NOT FOR CONSTRUCTION



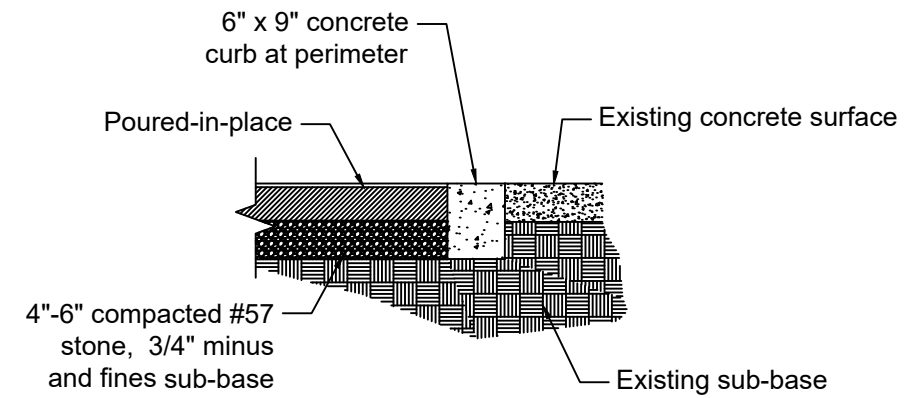
**REP SERVICES, INC.**  
Experts at Play & Outdoor Spaces



DRAWN BY: DNW	<b>PG-4</b> DETAILS
	<b>TOTAL AREA:</b> 5,155 SF
	<b>FALL HEIGHT:</b> 12'
	<b>BORDER:</b> 291 LF CURB
	<b>USER CAPACITY:</b> 65
	<b>SURFACING:</b> 5,155 SF PIP
<b>SUBGRADE ELEVATION:</b> -9" BFF	



○ Poured-In-Place Surfacing at Sub-Base Transition



○ Poured-In-Place with Perimeter Concrete Curb

# Ross Norton Playground Renovation