

Annual Operating & Capital Improvement Budget Fiscal Year 2024/25



CLEARWATER
BRIGHT AND BEAUTIFUL · BAY TO BEACH



myclearwater.com

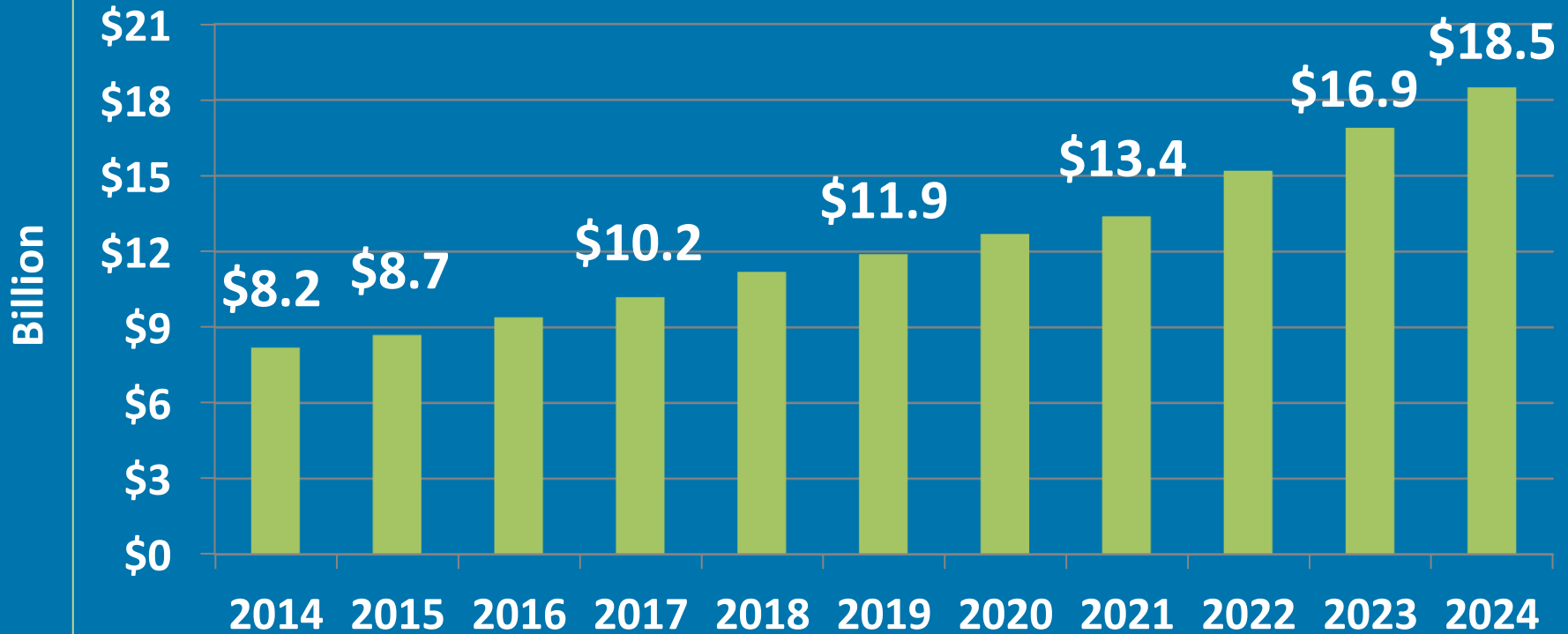
Total Budget (All City Operations)

	Amended FY 2023/24	Proposed FY 2024/25	% Inc/(Dec)
Operating Funds	\$584,516,802	\$600,682,997	3%
Capital Funds	\$160,836,802	\$152,838,700	(5%)
Total - All Funds	\$745,353,604	\$753,521,697	1%

All Funds

Fund	Amended FY 2023/24	Proposed FY 2024/25	Increase/ (Decrease)
General Fund	203,208,415	226,606,480	12%
Utility Funds	224,302,937	214,623,190	(4%)
Enterprise Funds	31,089,511	48,774,190	57%
Internal Service Funds	83,319,622	87,294,240	5%
Special Revenue Funds	42,596,317	23,384,897	(45%)
Capital Fund	160,836,802	152,838,700	(5%)

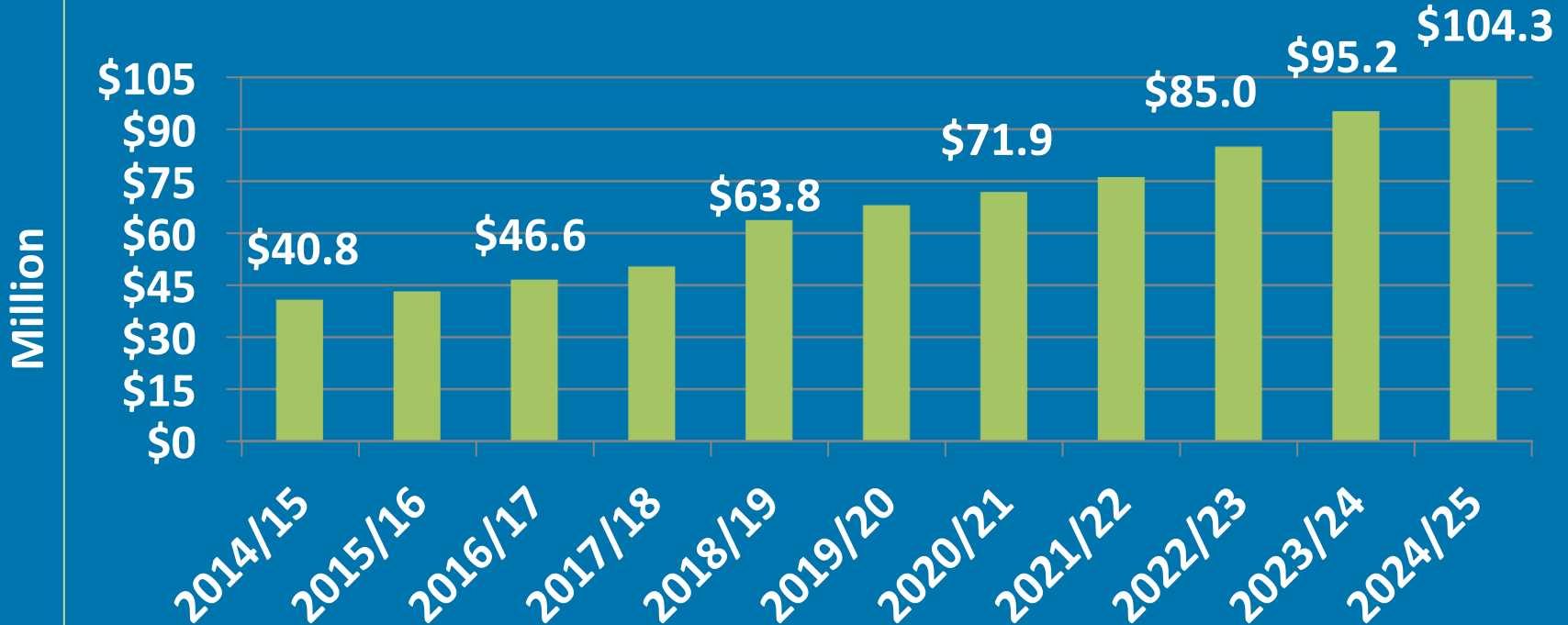
Taxable Property Values



Millage Rate

- A “mill” is the property tax levy of \$1 per \$1,000 of taxable property value
 - **Current Millage Rate** **5.8850 mills**
 - **Proposed Millage Rate** **5.8850 mills**
 - (6.81% greater than rolled-back rate)
- The rolled-back rate is the millage rate that will provide the same revenues as prior year if applied to the current tax roll (after adjusting for new construction)
 - **Rolled-back Rate** **5.5099 mills**

Ad Valorem Tax Revenues



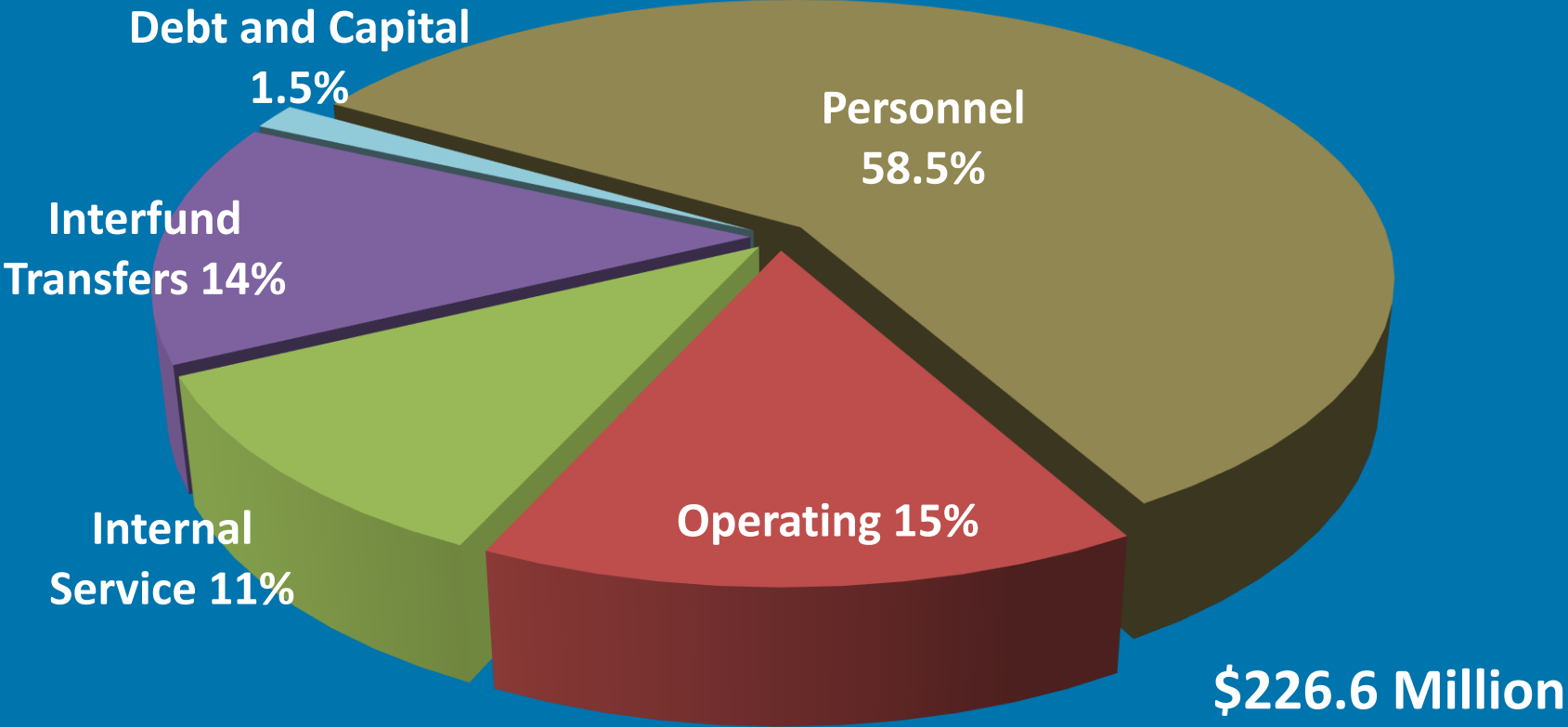
General Fund Revenues

Source	Amended FY 23/24	Proposed FY 24/25	Inc/(Dec)
Ad Valorem Tax	\$90,683,430	\$99,346,030	10%
Utility Taxes	18,655,000	20,693,870	11%
Other Taxes	6,300,000	6,160,000	(2%)
Franchise Fees	11,220,000	12,600,000	12%
Intergovernmental	29,859,340	32,331,010	8%
Charges for Service	17,368,355	18,479,320	6%
Transfers In	13,371,387	15,030,410	12%
All Other Revenue	12,036,520	13,665,840	14%
Transfer (to)/from Surplus	3,714,383	8,300,000	
TOTAL	\$203,208,415	\$226,606,480	12%

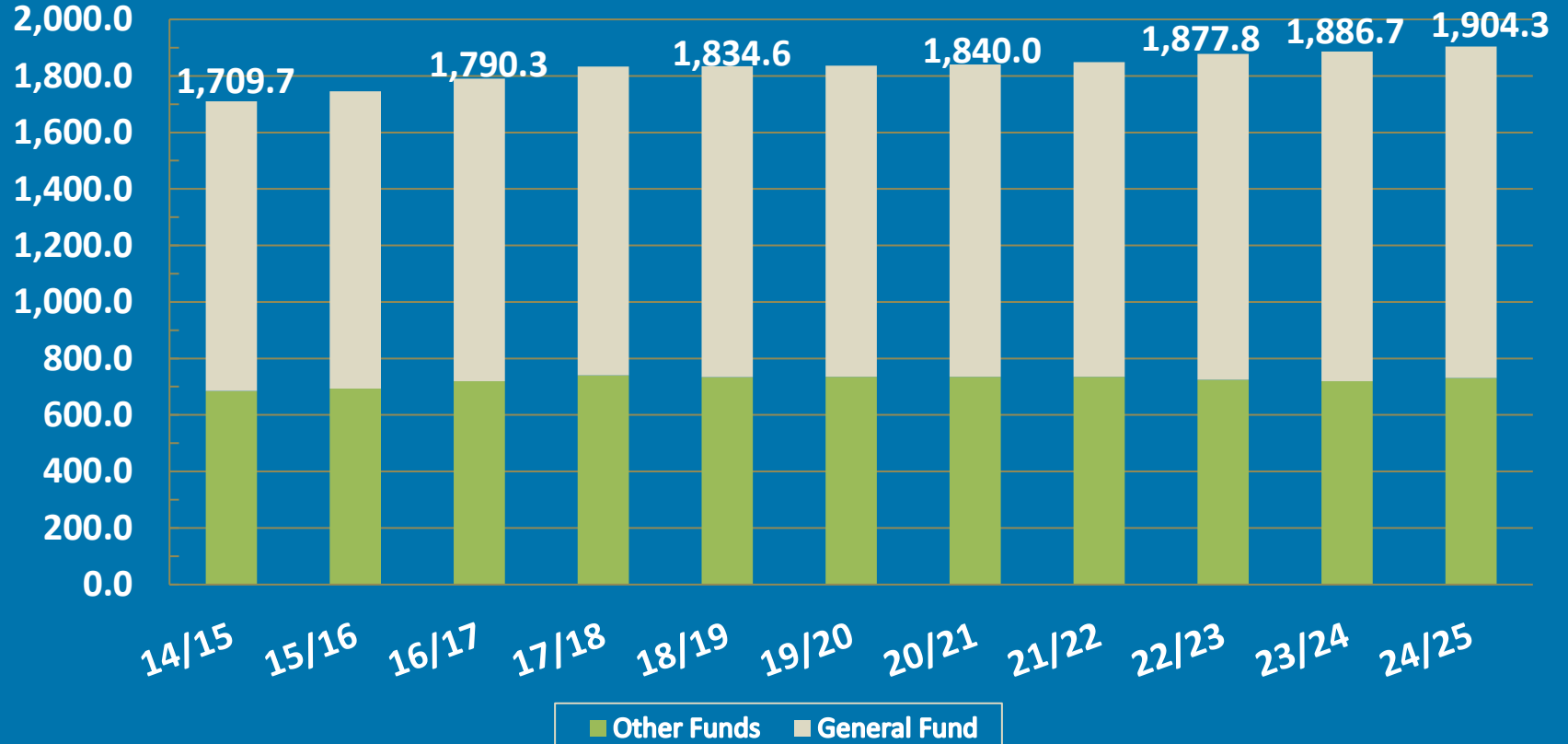
General Fund Expenditures

Department	Amended FY 23/24	Proposed FY 24/25	Inc/(Dec)
Police	\$57,203,994	\$58,679,490	3%
Fire	35,448,742	35,817,579	1%
Parks & Recreation	45,609,955	56,857,045	25%
Library	9,391,098	10,090,842	7%
Planning & Development	8,875,995	9,434,077	6%
Public Works	15,051,391	17,975,099	19%
Non-Departmental	13,599,025	18,799,898	38%
All Other Departments	18,028,215	18,952,450	5%
TOTAL	\$203,208,415	\$226,606,480	12%

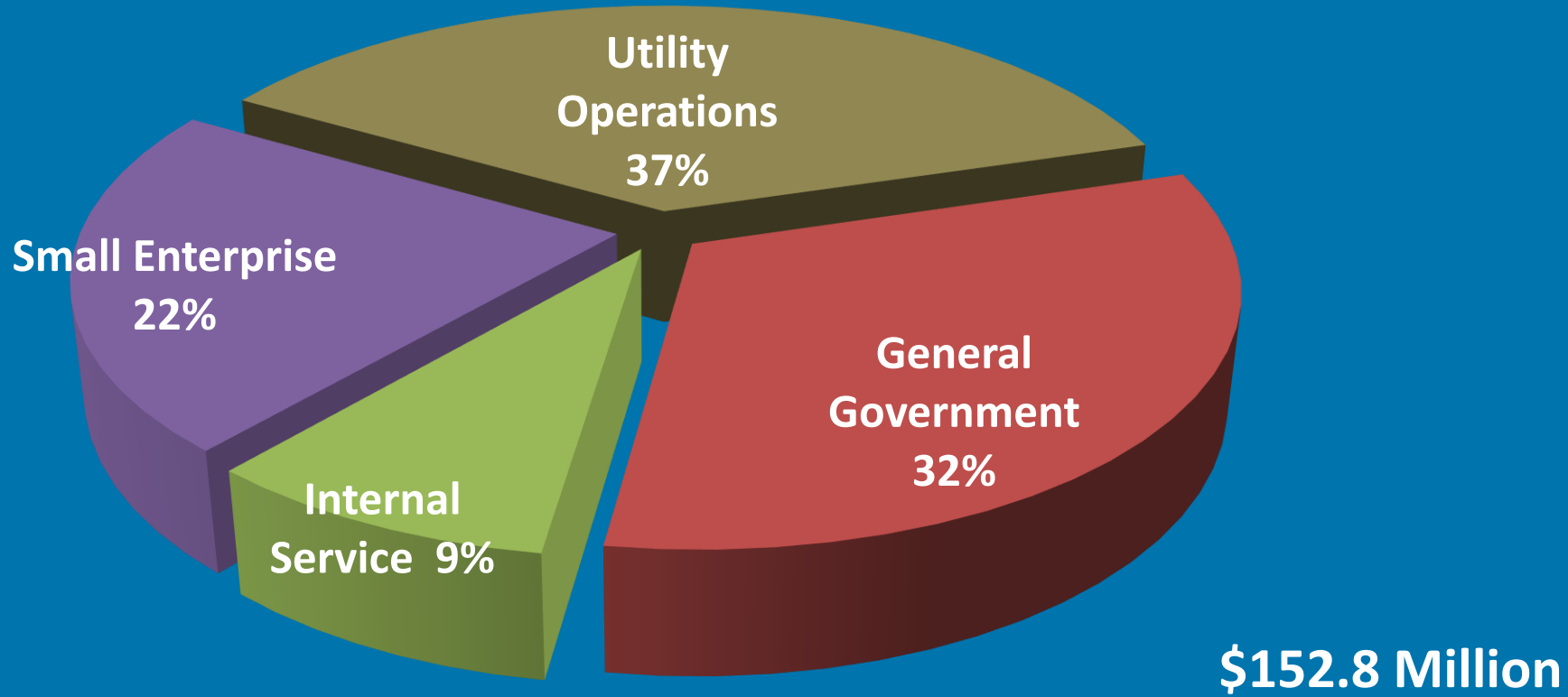
General Fund - By Category



Full Time Equivalent Positions (All Funds)



Capital Improvement Fund



Capital Projects

- Long Center Natatorium
- Asset Management Software Implementation
- North Ward Renovation
- Police Range Repair & Replacement
- Countryside Pickleball
- Sports Lighting Retrofit
- City Shorelines
- Gotham Development Agreement – Parking
- Beach Marina Parking Garage

Homesteaded Property

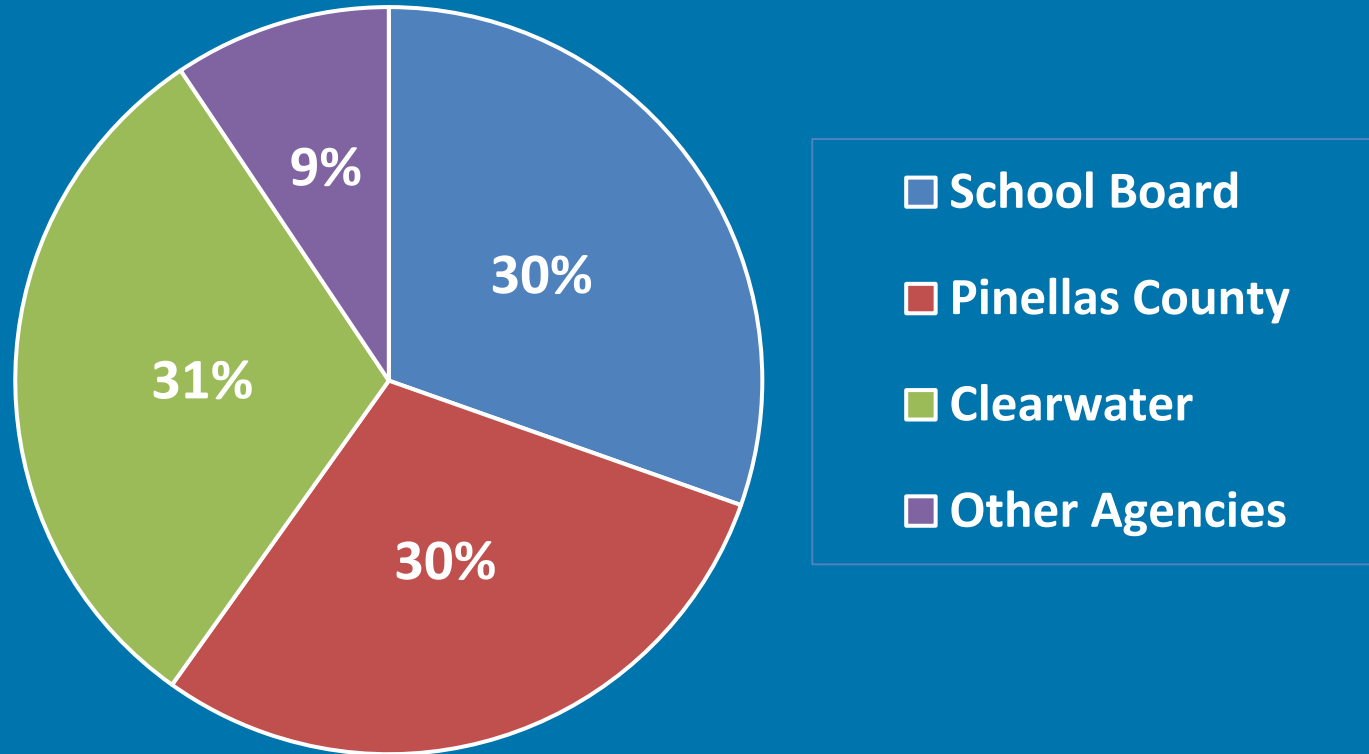
 Save Our Homes Cap – 3.0%

	2023	2024	Increase
Taxable Value	\$100,000	\$103,000	\$3,000
City Taxes	\$588.50	\$606.16	\$17.66

 2025 Tax Example

Taxable Value	City Taxes	Daily Rate
\$250,000	\$1,471.25	\$4.03/Day

Where your property taxes go -



Fiscal Year 24/25 Budget

- **Preliminary Presentation, Approved Tentative Millage Rate – July 15, 2024**
- **Special Work Session – August 14, 2024**

Public Hearings

- **Wednesday, September 4 – 6 pm**
- **Tuesday, September 17 – 6 pm**

Annual Operating & Capital Improvement Budget Fiscal Year 2024/25



CLEARWATER
BRIGHT AND BEAUTIFUL · BAY TO BEACH



myclearwater.com