

ANNUAL OPERATING & CAPITAL IMPROVEMENT BUDGET

Fiscal Year
2023/24



CLEARWATER
BRIGHT AND BEAUTIFUL · BAY TO BEACH



myclearwater.com

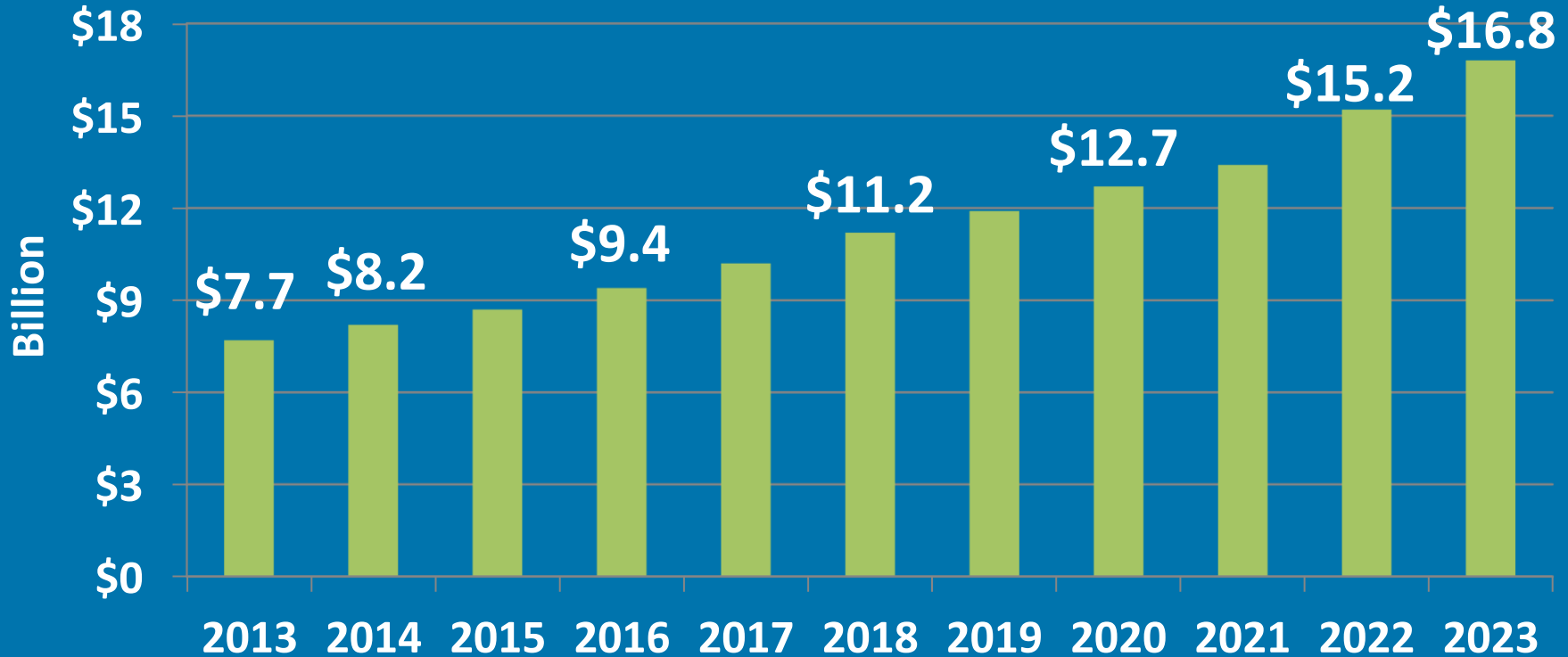
Total Budget (All City Operations)

Amended FY 2022/23	Proposed FY 2023/24	% Inc/(Dec)
\$663,422,466	\$724,184,306	9%

All Funds

Fund	Amended FY 2022/23	Proposed FY 2023/24	Increase/ (Decrease)
General Fund	\$ 184,419,750	\$ 199,458,520	8%
Utility Funds	206,590,040	222,666,960	8%
Enterprise Funds	27,683,370	30,798,660	11%
Internal Service Funds	77,754,940	82,641,940	6%
Special Revenue Funds	36,949,943	35,232,546	(5%)
Capital Fund	130,024,423	153,385,680	18%

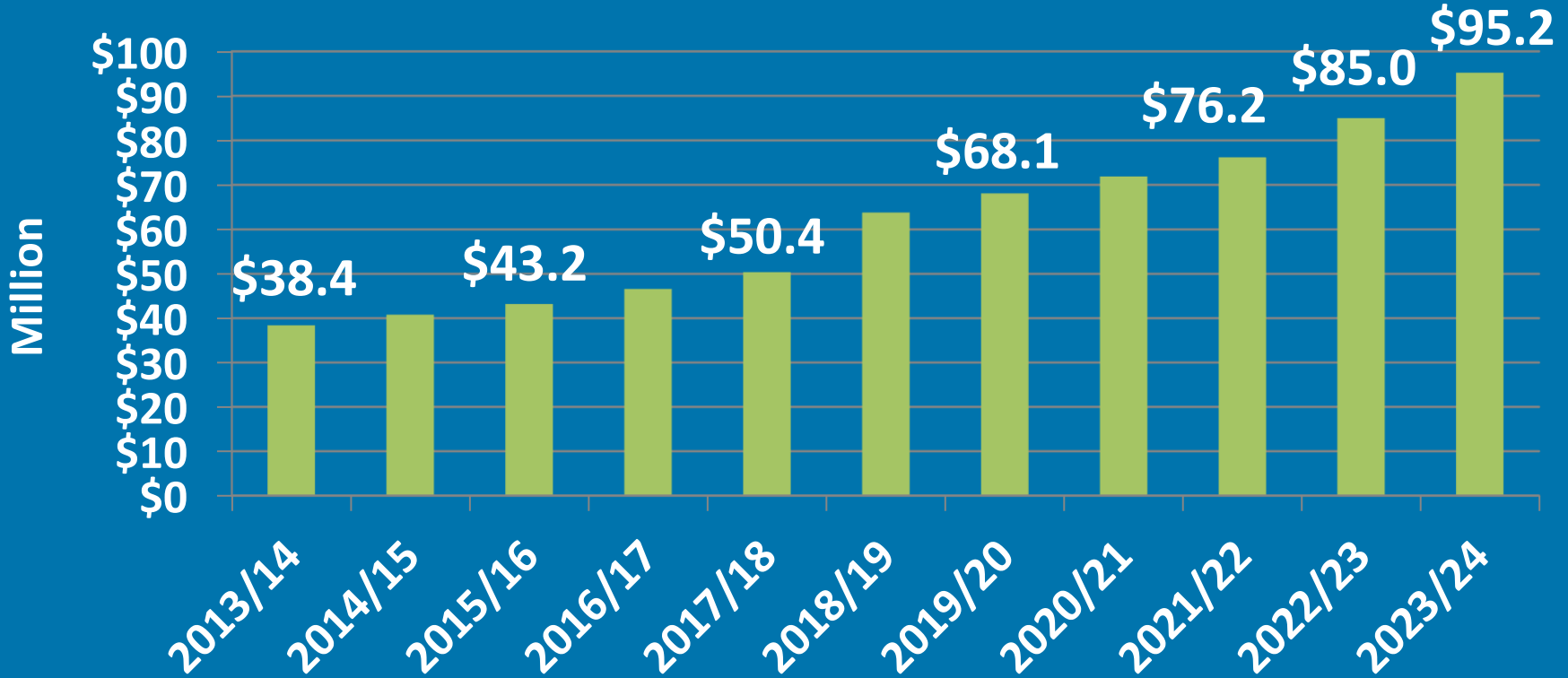
Taxable Property Values



Millage Rate

- A “mill” is the property tax levy of \$1 per \$1,000 of taxable property value
 - **Current Millage Rate** **5.8850 mills**
 - **Proposed Millage Rate** **5.8850 mills**
 - (10.27% greater than rolled-back rate)
- The rolled-back rate is the millage rate that will provide the same revenues as prior year if applied to the current tax roll (after adjusting for new construction)
 - **Rolled-back Rate** **5.3370 mills**

Ad Valorem Tax Revenues



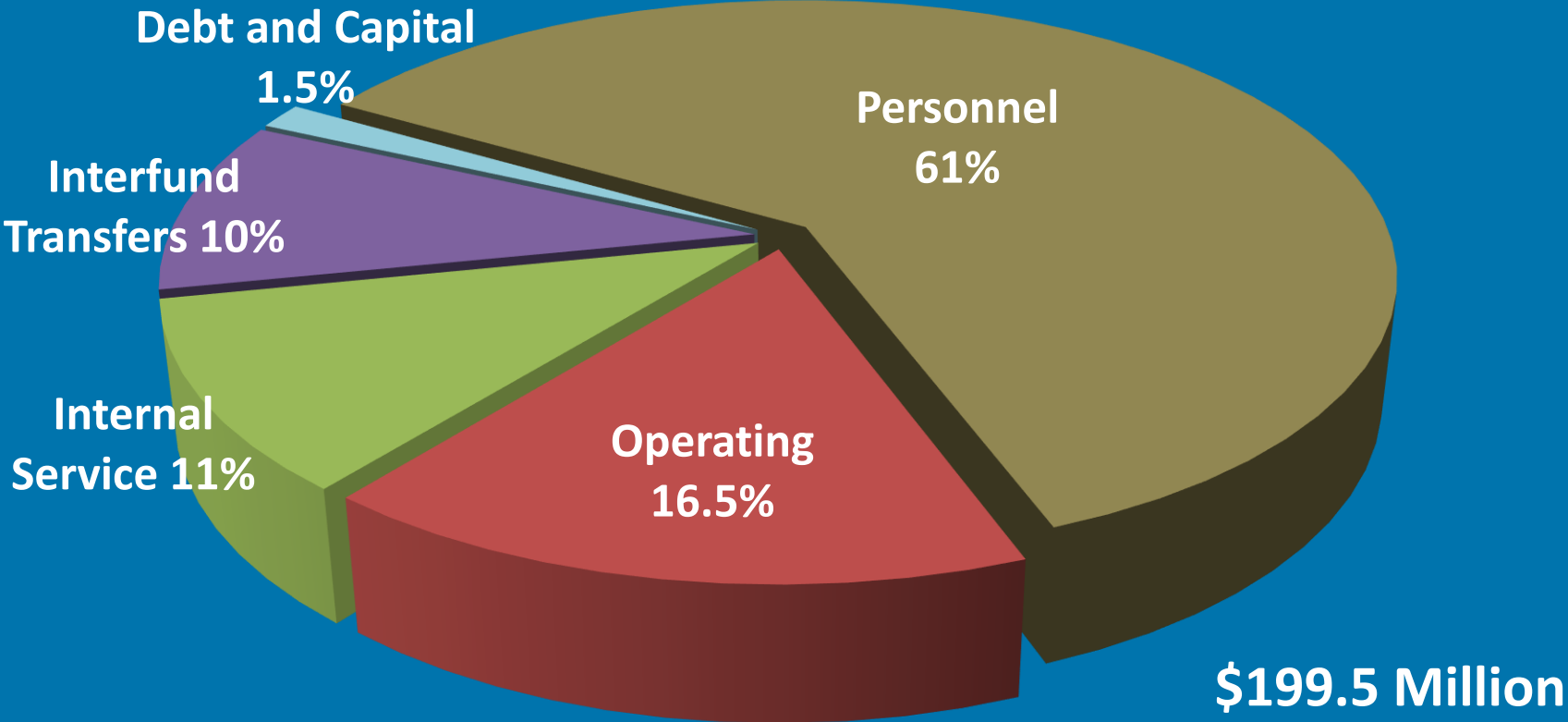
General Fund Revenues

Source	Amended FY 22/23	Proposed FY 23/24	Inc/(Dec)
Ad Valorem Tax	\$80,964,710	\$90,683,430	12%
Utility Taxes	17,890,000	18,655,000	4%
Other Taxes	6,430,000	6,300,000	(2%)
Franchise Fees	11,000,000	11,220,000	2%
Intergovernmental	28,768,720	29,859,340	4%
Charges for Service	17,218,270	17,368,355	1%
Transfers In	12,497,802	13,335,875	7%
All Other Revenue	8,860,258	12,036,520	36%
Transfer (to)/from Surplus	789,990	0	
TOTAL	\$184,419,750	\$199,458,520	8%

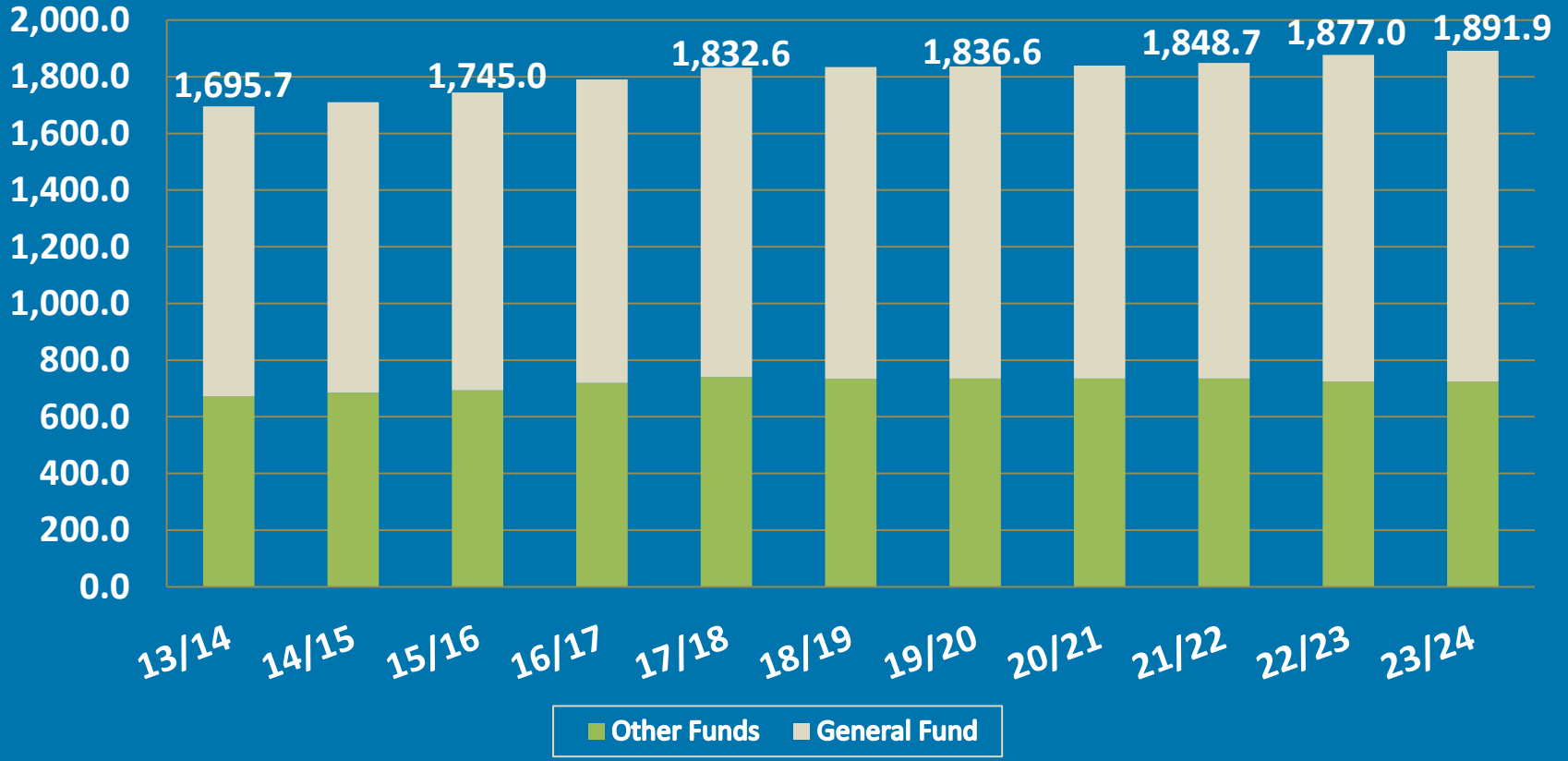
General Fund Expenditures

Department	Amended FY 22/23	Proposed FY 23/24	Inc/(Dec)
Police	\$ 53,505,918	\$56,780,344	6%
Fire	33,798,143	35,243,722	4%
Parks & Recreation	39,337,937	44,790,781	14%
Library	9,445,675	9,110,053	(4%)
Planning & Development	7,605,355	8,577,878	13%
Public Works	11,780,468	14,559,025	24%
Non-Departmental	12,476,346	12,725,240	2%
All Other Departments	16,469,908	17,671,477	7%
TOTAL	\$ 184,419,750	\$199,458,520	8%

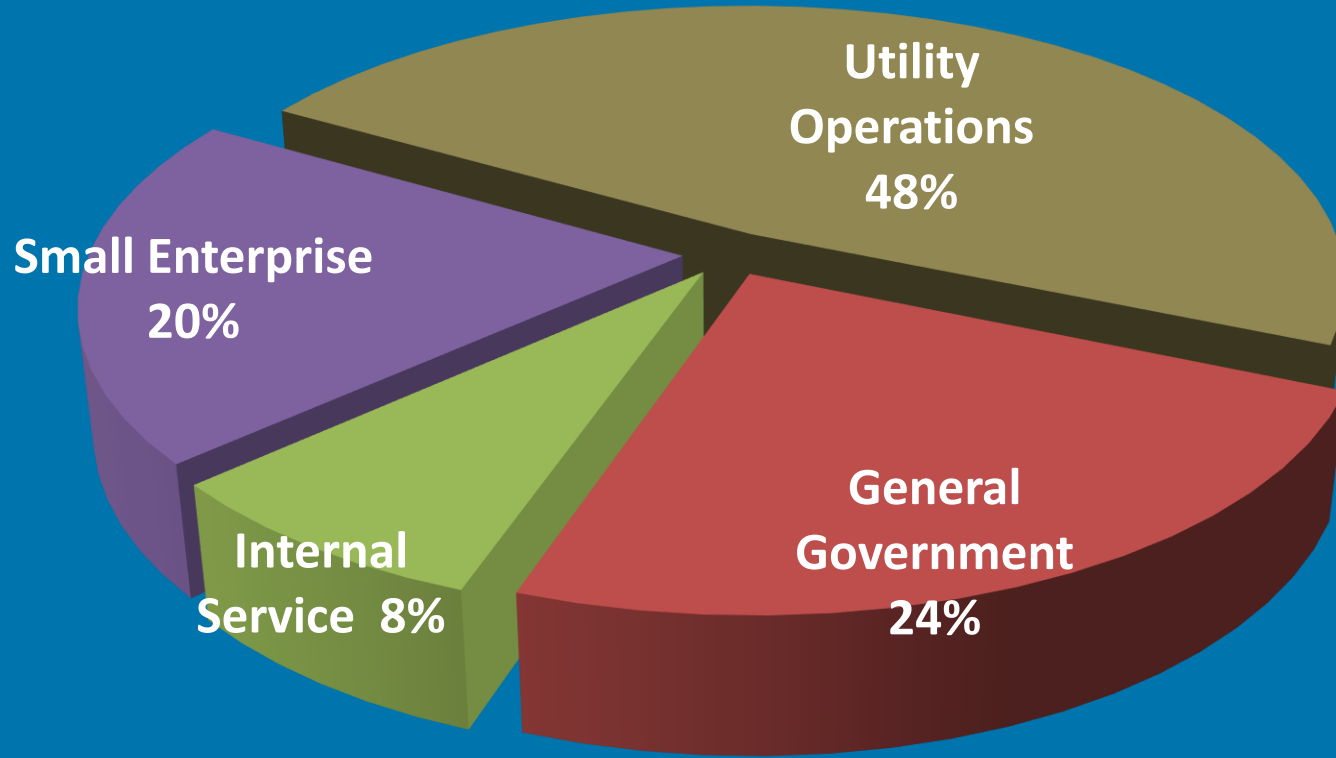
General Fund - By Category



Full Time Equivalent Positions (All Funds)



Capital Improvement Fund



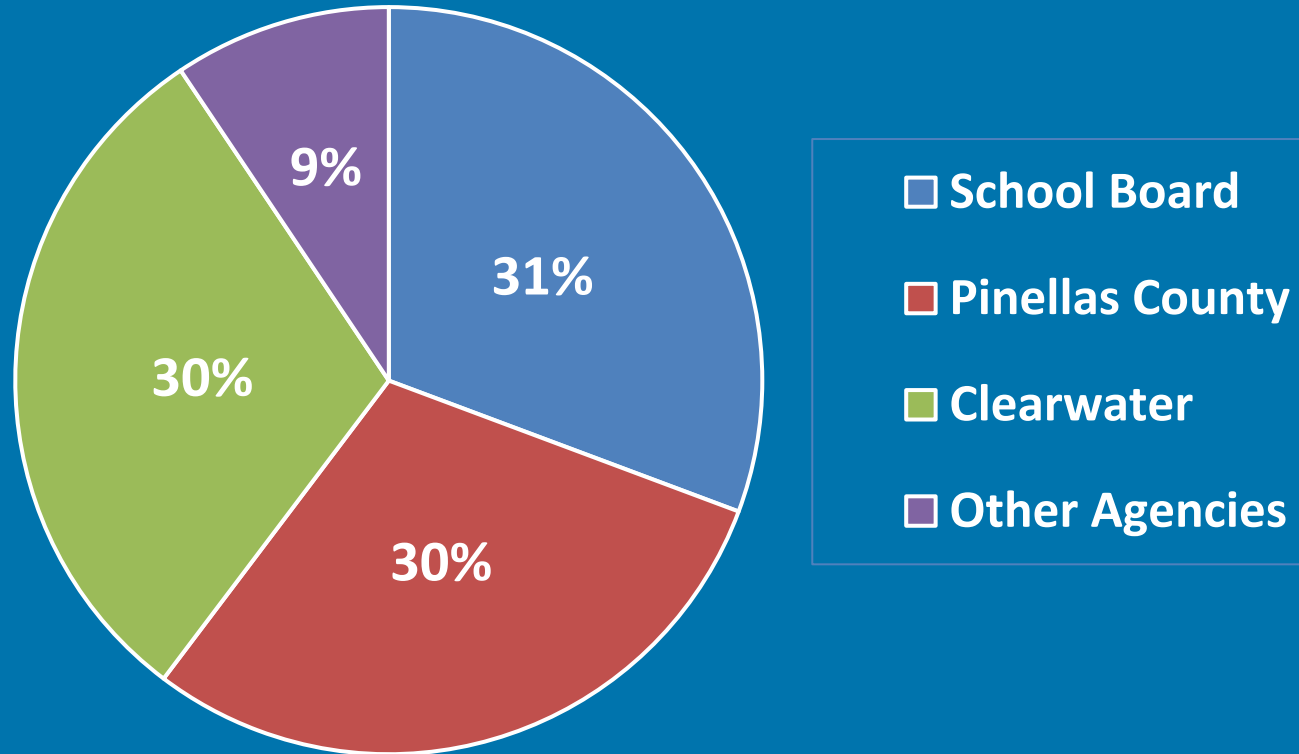
\$153.4 Million

Homesteaded Property

 Save Our Homes Cap – 3.0%

	2022	2023	Increase
Taxable Value	\$100,000	\$103,000	\$3,000
City Taxes	\$588.50	\$606.16	\$17.66

Where your property taxes go -



Public Hearings

- **Wednesday, September 6 – 6 pm**
- **Thursday, September 21 – 6 pm**

ANNUAL OPERATING & CAPITAL IMPROVEMENT BUDGET

Fiscal Year
2023/24



CLEARWATER
BRIGHT AND BEAUTIFUL · BAY TO BEACH



myclearwater.com