



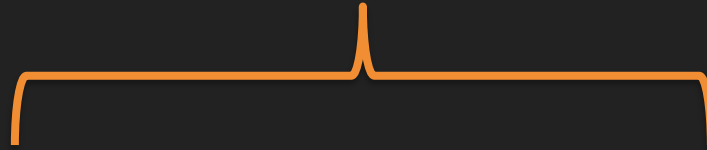
City of Clearwater

Stormwater FY 24 RSA Update



# Previously Approved 5-Yr Rate Plan

Adjustments previously approved  
by Council and in effect



	FY 20 <sup>1</sup>	FY 21 <sup>1</sup>	FY 22 <sup>2</sup>	FY 23 <sup>3</sup>	FY 24 <sup>3</sup>
Stormwater	-8.5%	0.00%	0.00%	1.75%	1.75%
				Monthly Impact	



<sup>1</sup> Identified by FY 2019 RSA.

<sup>2</sup> Confirmed by the FY 2021 RSA.

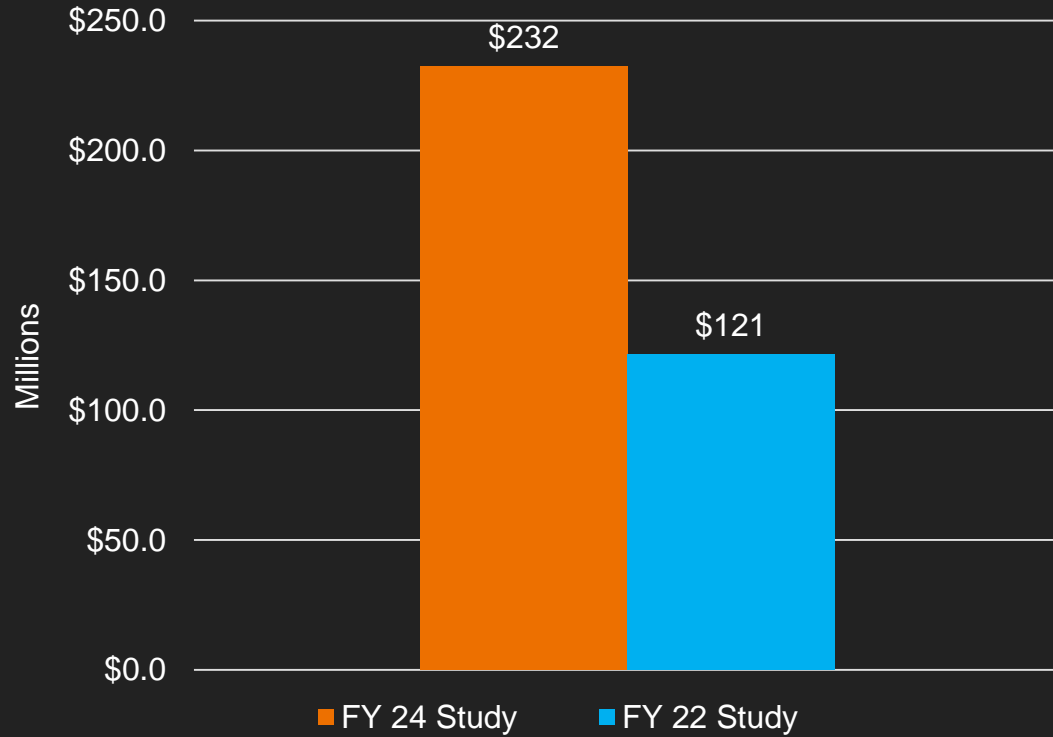
<sup>3</sup> FY 2022 RSA identified the current rate plan of 1.75% which Council has approved thru FY 2027.



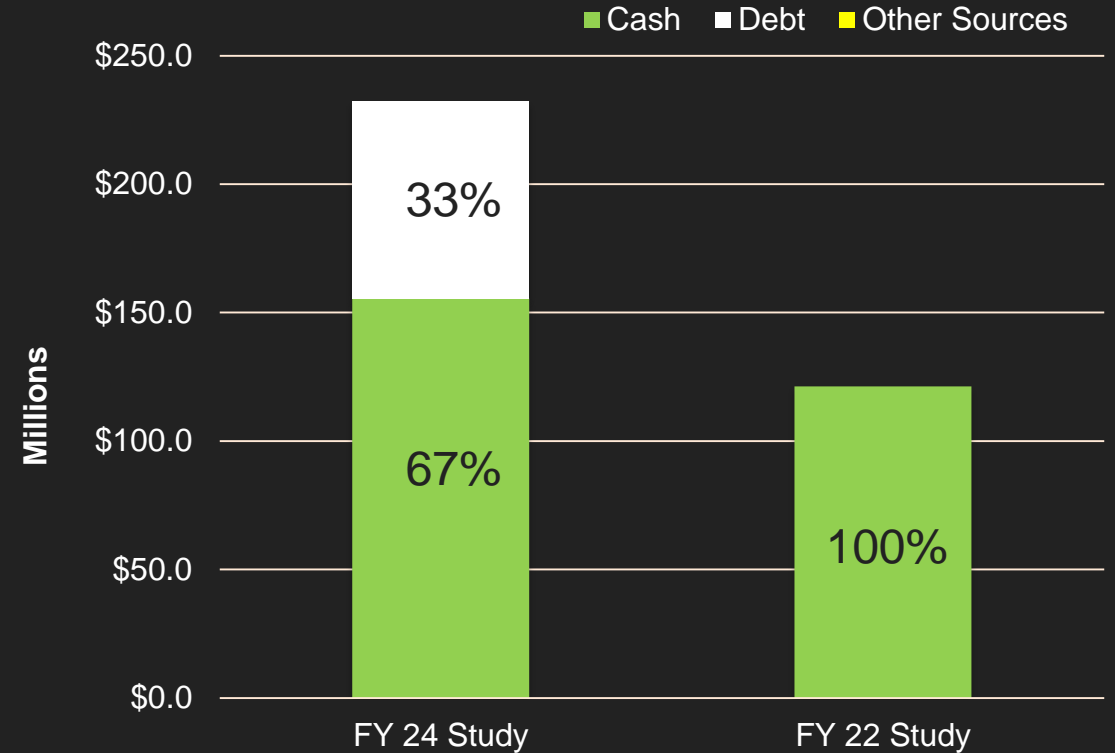
# Changes to Capital Costs

KEY CHANGES IN FY 24 STORMWATER RSA UPDATE

### 10-Yr Capital Costs Comparison



### 10-Yr CIP Funding Sources



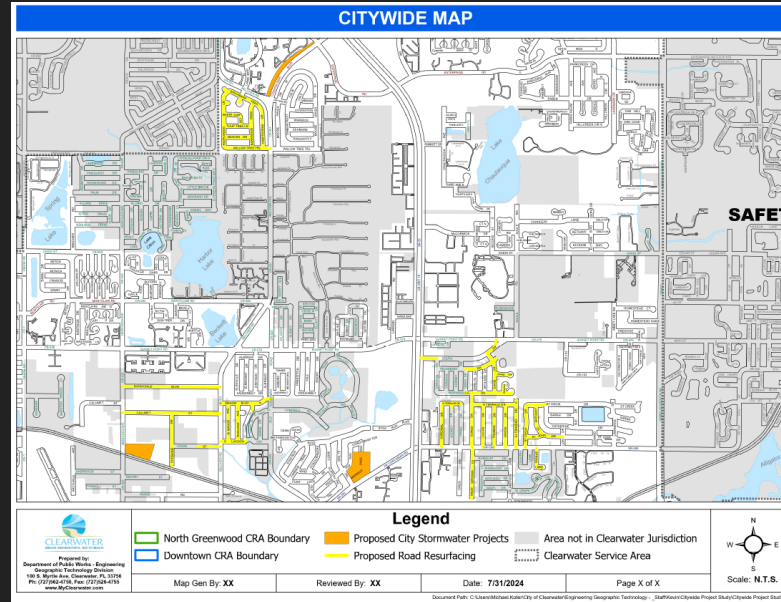
*FY 2022 study's assumptions shown in blue for comparison purposes.*



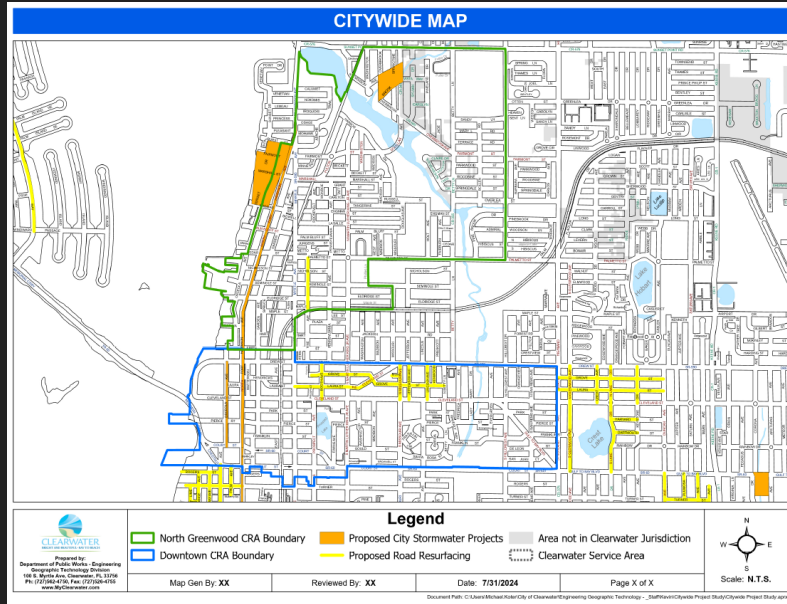
# Citywide Capital Improvements

KEY CHANGES IN FY 24 STORMWATER RSA UPDATE

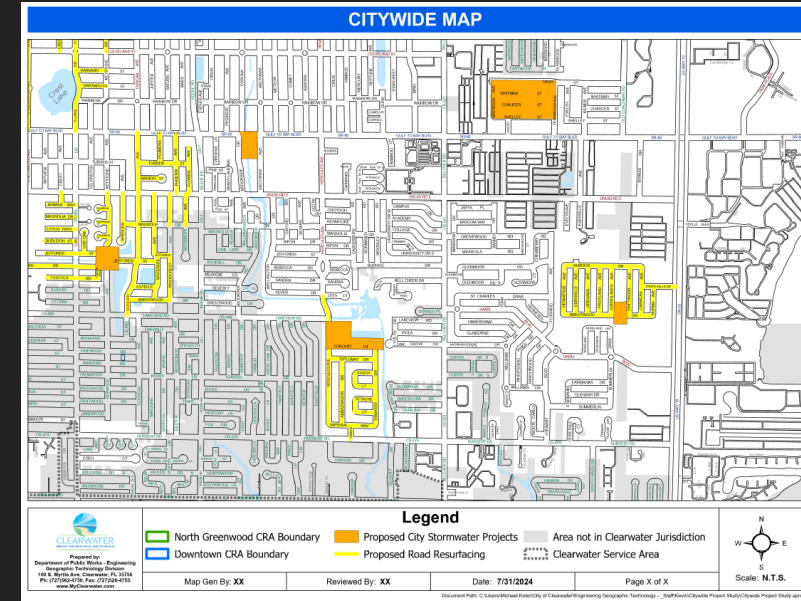
## North Area



## Downtown Area



## Bay Area

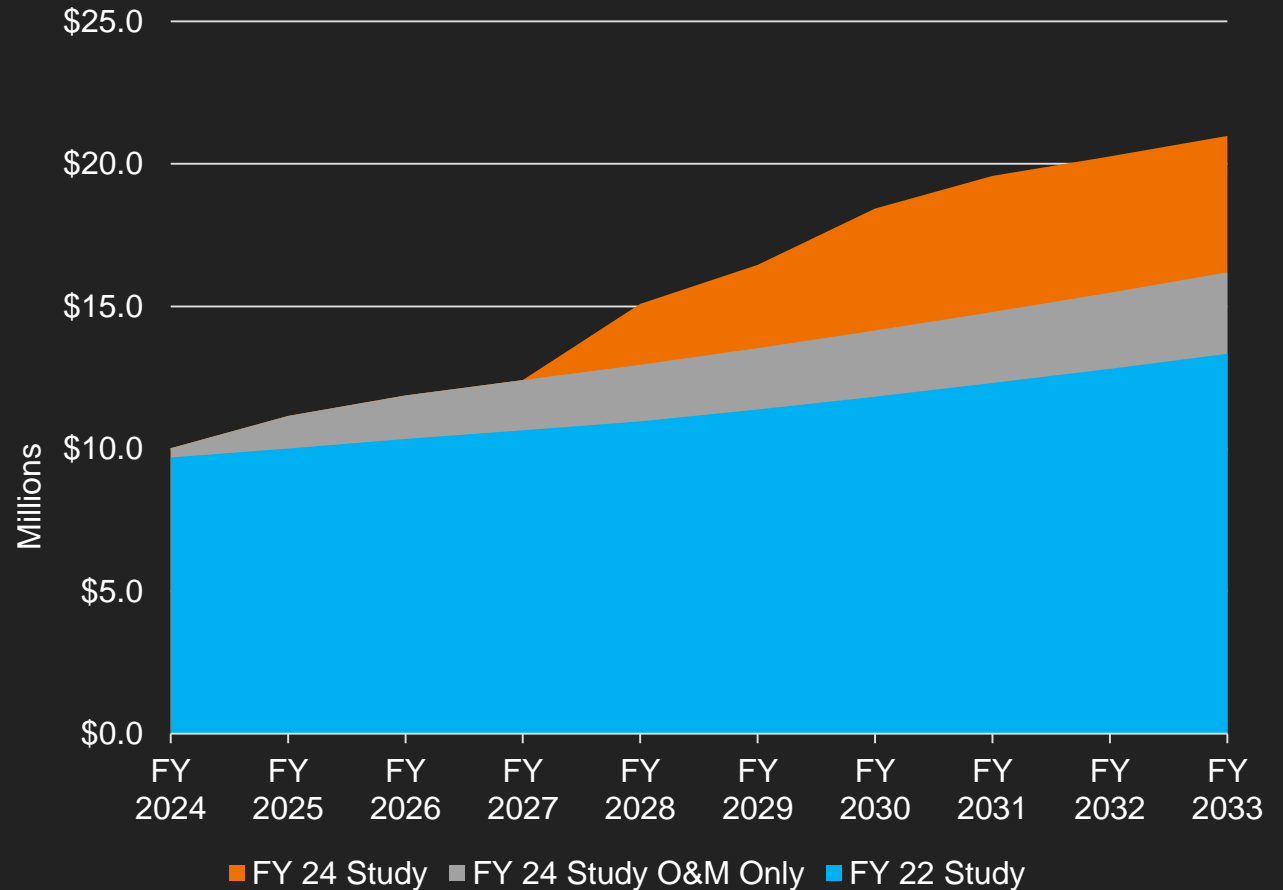




# Changes to Operating Expenditures

KEY CHANGES IN FY 24 STORMWATER RSA UPDATE

- FY 2024 operating costs\* are similar to prior study but increase faster due to staffing and heavy equipment needs associated with MS4 permitting requirements in FY 25 and FY 26
- Additionally, projected debt service costs increase due to CIP needs (orange layer)



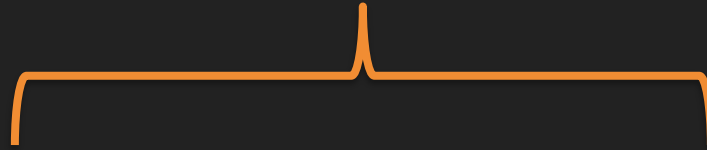
*FY 2022 study's assumptions shown in blue for comparison purposes.*

*\*Operating costs includes personnel related, general operating and minor capital outlay costs.*



# Future Rate Adjustments

Adjustments previously approved  
by Council and in effect



	FY 20 <sup>1</sup>	FY 21 <sup>1</sup>	FY 22 <sup>2</sup>	FY 23 <sup>3</sup>	FY 24 <sup>3</sup>
Stormwater	-8.5%	0.00%	0.00%	1.75%	1.75%
				Monthly Impact	



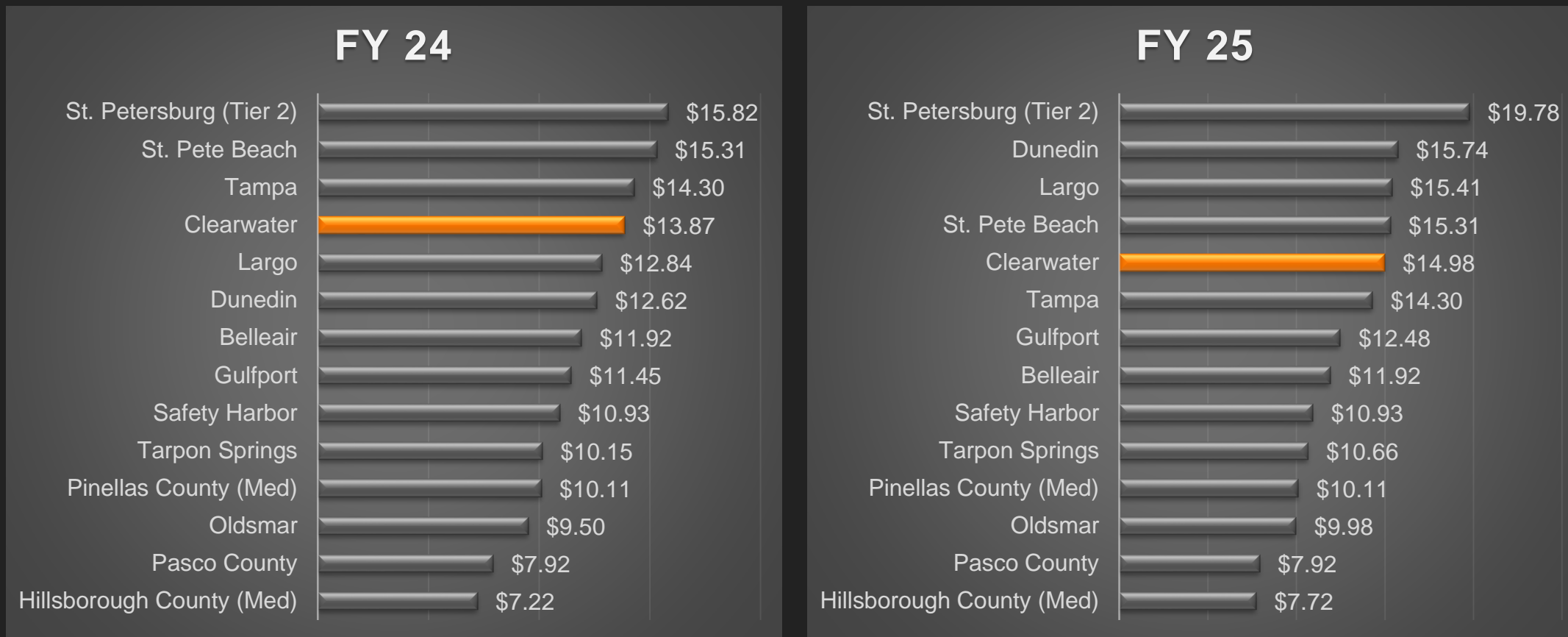
<sup>1</sup> Identified by FY 2019 RSA.

<sup>2</sup> Confirmed by the FY 2021 RSA.

<sup>3</sup> FY 2022 RSA identified the current rate plan of 1.75% which Council has approved thru FY 2027.



# Residential Monthly Bill Comparison



**Average increase in stormwater monthly bill for surrounding area is 13% with some entities adjusting rates by 20%+ in FY 25**

*\*Reflects public information as available for FY 25 rate adjustments and assumes no rate adjustments for entities for which guidance is not yet available.*



# Recommendations

- Adopt the proposed 5-year rate plan in support of needed infrastructure investments, compliance with regulatory requirements and maintaining current levels of service.
- Continue to perform regular RSA updates for long term sustainability, in the past City has adjusted previously approved rate increases when data and assumptions materially change.

Monthly Impact By Fiscal Year	Current	FY 25	FY 26	FY 27	FY 28	FY 29
Stormwater	\$13.87	\$14.98	\$16.18	\$17.47	\$18.87	\$20.38
\$ Change		\$1.11	\$1.20	\$1.29	\$1.40	\$1.51
% Change		8.00%	8.00%	8.00%	8.00%	8.00%





# Questions?

*Leticia Doohaluk*

*Senior Manager*

*Leticia.Doohaluk@stantec.com*